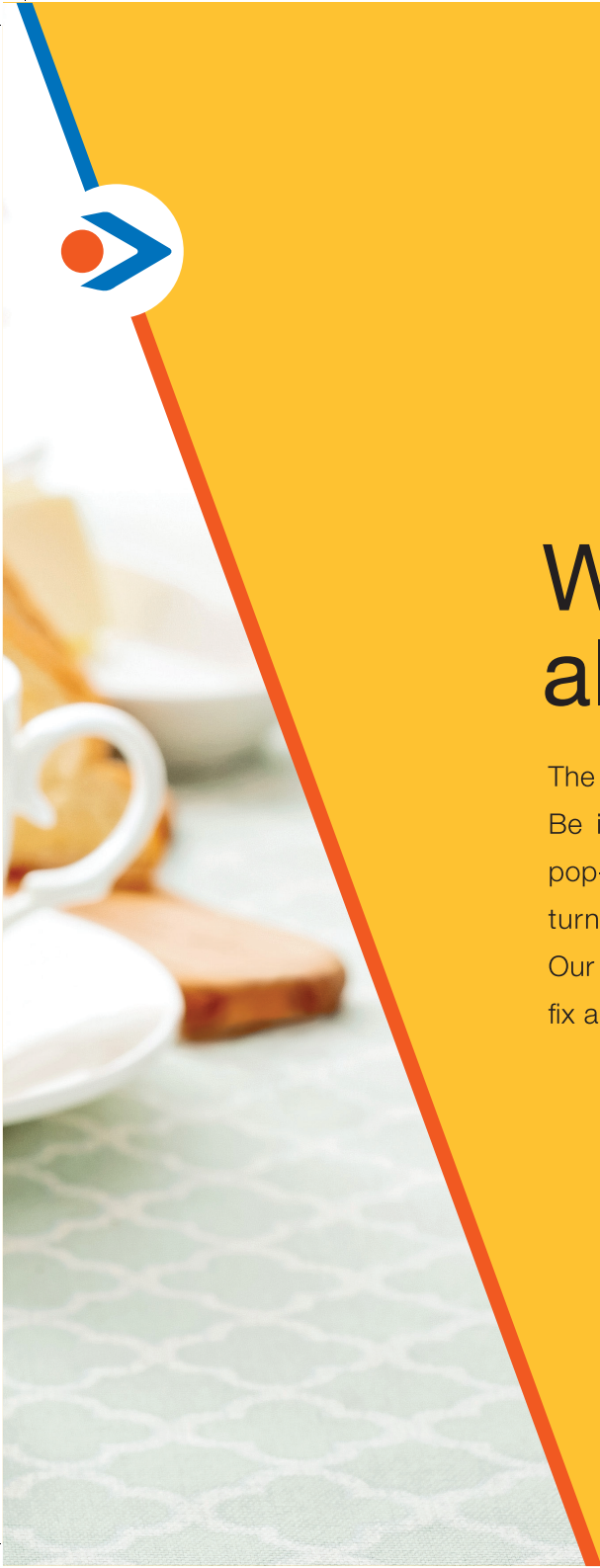




Breakfast and Snacks





Wake up to all-day treats

The best way to start off your day right is with a delicious breakfast. Be it the ritual morning kick or a dose of health, our tea makers, pop-up toasters and juicers serve your family the luxury of choice and turn your breakfast into a sheer indulgence, with ease and speed. Our sandwich makers and toasters cater to your cravings, helping you fix a quick meal any time of the day.

INDEX

TOASTERS & SANDWICH MAKERS.....	1
JUICE EXTRACTORS.....	3
KETTLES.....	4

TOASTERS & SANDWICH MAKERS



WATTS



WARRANTY
ON PRODUCT



TRIANGLE
TOAST PLATE



STRAIGHT GRILL
LINES PLATE

JUICERS



WARRANTY
ON MOTOR



WARRANTY
ON PRODUCT



SILENT
MOTOR

Makes less noise



1L PULP
CONTAINER

A separate container to
collect pulp

KETTLES



WATTS



CAPACITY

Capacity of the product



CONCEALED
HEATING
ELEMENT

Heating element coil is built into the
kettle which ensures the liquid
doesn't touch the coil



DOUBLE
WALL

Superior insulation
for longer duration



WARRANTY
ON PRODUCT

TOASTERS & SANDWICH MAKERS

MAJESTY SANDWICH & GRILL MAKER



- 2 sets of changeable plates – Sandwich & grill
- Non-stick coated plates for easy cleaning & maintenance
- 180° open grill
- Stands upright for compact storage
- Neon indicators
- Cord winder at base
- Buckle clip on handle



700W



WARRANTY
ON PRODUCT

MAJESTY NEW SWX 7



- Bakelite body with SS trim
- Non-stick coated plates for easy cleaning and maintenance
- Stands upright for compact storage
- Neon indicator
- Cord winder at the base
- Spring action buckle clip on handle



700W



WARRANTY
ON PRODUCT



TRIANGLE
TOAST PLATE

MAJESTY NEW SWX 8



- Bakelite body with SS trim
- Non-stick coated plates for easy cleaning and maintenance
- Stands upright for compact storage
- Neon indicator
- Cord winder at the base
- Spring action buckle clip on handle



700W



WARRANTY
ON PRODUCT



STRAIGHT GRILL
LINES PLATE

MAJESTY NEW SWX 3



- Bakelite body with powder coat finish
- Non-stick coated plates for easy cleaning and maintenance
- Stands upright for compact storage
- Neon indicator
- Cord winder at the base
- Buckle clip on handle
- Also available as SWX 4 sandwich grill



750W



WARRANTY
ON PRODUCT



MAJESTY GRILL ULTRA

- 4 Slice sandwich press
- Adjustable temperature control
- Attractive Bakelite body with SS trim
- Adjustable floating hinge system
- Stands upright for compact storage
- 180° open grill
- Drip oil collector
- Non-stick coated plate
- Neon indicator



2000W



WARRANTY
ON PRODUCT



ATX 3 (2 Slice)

- SS finish metal body housing
- 6 levels of browning control
- Mid-cycle cancel
- Dust cover
- Crumb tray



700W



WARRANTY
ON PRODUCT



ATX 4 (2 Slice)

- 6 levels of browning control
- Mid-cycle cancel
- Reheat function
- Easy slide out crumb tray
- Extra wide slot
- Cord winder
- Dust cover



750W



WARRANTY
ON PRODUCT



MAJESTY ATX 21 (4 Slice)

- 6 levels of browning control
- Mid-cycle cancel
- Easy slide out crumb tray
- Cord winder



1100W



WARRANTY
ON PRODUCT

JUICE EXTRACTORS



JEX 16 FULL APPLE JUICER

- SS juicing mesh
- 2 speed control
- Elegant backlit LED control panel
- Juice collector - 1L capacity
- Easily removable & washable strainer
- Extra 75 mm feeding tube
- Dual lock for enhanced safety
- SS brushed finish



POWERFUL
800W MOTOR



WARRANTY
ON PRODUCT



JEX 15 JUICER

- Stylish design with SS brush finish
- Double lock for enhanced safety
- 2 speed control
- LED switch panel
- Fruit tray for convenient juicing



POWERFUL
400W MOTOR



WARRANTY
ON PRODUCT



1L PULP
CONTAINER



JUICER ONE

- 3 speed control
- Super fine mesh
- Transparent top cover



POWERFUL
500W MOTOR



WARRANTY
ON PRODUCT



1L PULP
CONTAINER



MAJESTY JUICE EXTRACTOR

- Two speed control
- Online transparent pulp container
- Dual lock for enhanced safety



POWERFUL
400W MOTOR



WARRANTY
ON PRODUCT



0.7L PULP
CONTAINER

KETTLES



NEW

JUVEL CORDLESS KETTLE

- Prism design body with crystal knob lid, double wall stainless steel cool touch body
- Inner container with food grade SUS 304 SS
- Cordless operation
- Cord storage
- Hinged lid for safety
- Spout for convenient pouring
- Illuminated switch for convenience
- Ergonomically designed comfortable handle
- Auto shut off to control boiling temperature
- Dry heat protection



CAPACITY



WARRANTY ON PRODUCT



1950W



CONCEALED HEATING ELEMENT



DOUBLE WALL



NEW

1.2L SS CORDLESS KETTLE

- SS body with black PP enclosure
- Hinged lid for safety
- 360° connector detachable power base
- Neon indicator for heater ON
- Cord winder
- Dry boil safe
- Ergonomically designed comfortable handle
- Convenient ON/OFF switch



CAPACITY



WARRANTY ON PRODUCT



1300W



CONCEALED HEATING ELEMENT



MAJESTY TRAVEL KETTLE KTX 2

- SS body with black PP enclosure
- 2 utility cups
- Dry boil safe
- Auto shut off with neon indicator



CAPACITY



WARRANTY ON PRODUCT



1100W



CONCEALED HEATING ELEMENT



MAJESTY NEW KTX 7 CORDLESS KETTLE

- White coloured plastic body
- Single function for boiling water
- Dry boil safe
- Neon indicator
- Cordless unit for convenient use
- Water level indicators on both sides
- 360° connector
- Auto shut off
- Capacity 1L / 1.7L



CAPACITY



CAPACITY



WARRANTY ON PRODUCT



1100W / 2000W



CONCEALED HEATING ELEMENT



ELEC. KETTLE NON-STRIX

- White coloured plastic body
- Single function for boiling water
- Cordless unit for convenient use
- Water level indicators on both sides
- Auto shut off
- Capacity 1L / 1.7L



CAPACITY



CAPACITY



WARRANTY
ON PRODUCT



1200W / 1800W



MAJESTY KTX 9 MULTI-FUNCTION

- SS body with black PP enclosure
- Multi-function for boiling water, eggs and cooking rice, noodles, pasta, tea, coffee, oats and corn
- Dry boil safe
- Neon indicator
- Auto shut off
- Cordless unit for convenient use
- 360° connector



CAPACITY



WARRANTY
ON PRODUCT



1200W



CONCEALED
HEATING
ELEMENT



TMX 3 TEA MAKER

- SS body with black PP enclosure
- Dual heating element for boiling and brewing
- Dry boil safe
- Neon indicator
- Auto shut off
- Cordless unit for convenient use
- 360° connector



CAPACITY



WARRANTY
ON PRODUCT



2200W



CONCEALED
HEATING
ELEMENT



MAJESTY KTX 15 SS

- SS body with black PP enclosure
- Single function for boiling water
- Dry boil safe
- Neon indicator
- Cordless unit for convenient use
- Cord winder
- 360° Connector
- Auto shut off



CAPACITY



WARRANTY
ON PRODUCT



1500W



CONCEALED
HEATING
ELEMENT



Food Preparation





Culinary classics, everyday

Every product of our Food Preparation range is designed to make cooking a breeze, giving you more time for yourself and your family. These multi functional machines tackle day-to-day jobs effortlessly, allowing you to do more in the kitchen. Be it whipping up dishes or hosting a party, our products are your best bet to become a master chef of your family.

INDEX

MIXER GRINDER	1
CHOPPERS & HBS	5
FOOD PROCESSORS	7
JUICER MIXER GRINDERS	8
WET GRINDERS	10

MIXER GRINDERS & FOOD PROCESSORS



ATTACHMENTS

No. of attachments provided for various functions such as chopping, slicing (fine / coarse) shredding, etc.



EASY GRIP HANDLES

Ergonomically designed handles for ease of use



SS 304 GRADE BLADES

Superior SS quality blades for longer use



WARRANTY ON MOTOR

Warranty on motor



WARRANTY

2 year warranty



TETRA FLOW TECHNOLOGY

Flow breakers on jars to ensure even mixing and grinding



WATTS
POWERFUL MOTOR
(with 30 min rating)



HAND FREE LID
WITH LOCKING CLIPS

Lid lock system ensures hands-free operation



100% COPPER
MOTOR

CHOPPERS & HBS



SUPER SILENT
MOTOR

DC motor for super silent operation



PREVENTS
OVERHEATING

DC motor prevents overheating



CLICK FIT

Easy locking system of the shaft and body for safe use



WARRANTY

2 year warranty



WATTS

JUICER MIXER GRINDERS



WARRANTY
ON PRODUCT

2 year warranty



WATTS

WET GRINDERS



WARRANTY

2 year warranty



WATTS

COMING
SOON



STORM DLX MIXER GRINDER

- RPM - 18000
- No. of speeds - 3
- No. of jars - 3
- Liquidizing jar - 1.7L
- Dry grind jar - 1.2L
- Chutney jar - 0.3L
- Unbreakable handles and lids



**POWERFUL 750W
MOTOR**
(with 30 min rating)



**WARRANTY
ON MOTOR**



**WARRANTY
ON PRODUCT**



**TETRA FLOW
TECHNOLOGY**



**100% COPPER
MOTOR**

NEW



TWISTER DLX MIXER GRINDER

- RPM - 18000
- No. of speeds - 3
- No. of jars - 3
- Liquidizing jar - 1.75L
- Dry grind jar - 1.25L
- Chutney jar - 0.4L
- Unbreakable handles and lids
- Twist locking jar lids with silicone gaskets for smooth, hands free operation
- 3 additional blades for whipping, mincing & grating



**POWERFUL 750W
MOTOR**
(with 30 min rating)



**WARRANTY
ON MOTOR**



**WARRANTY
ON PRODUCT**



**TETRA FLOW
TECHNOLOGY**



**100% COPPER
MOTOR**



HELIX ULTRA MIXER GRINDER

- RPM - 18000
- No. of speeds - 3
- No. of jars - 3
- Liquidizing jar - 1.5L
- Dry grind jar - 1.0L
- Chutney jar - 0.4L



**POWERFUL 750W
MOTOR**
(with 30 min rating)



**WARRANTY
ON MOTOR**



**WARRANTY
ON PRODUCT**



**TETRA FLOW
TECHNOLOGY**



**SS 304
GRADE BLADE**



**100% COPPER
MOTOR**

7 YEAR
WARRANTY
ON MOTOR



TRIO PLUS MIXER GRINDER

- RPM - 18000
- No. of speeds - 3
- No. of jars - 3
- Liquidizing jar - 1.5L
- Dry grind jar - 1.0L
- Chutney jar - 0.4L
- Unbreakable handles and lids
- Hands-free lid with locking clips



**POWERFUL 600W
MOTOR**
(with 30 min rating)



**WARRANTY
ON PRODUCT**



**TETRA FLOW
TECHNOLOGY**



**SS 304
GRADE BLADE**



**100% COPPER
MOTOR**



RUBY MIXER GRINDER

- RPM - 20000
- No. of speeds - 3
- No. of jars - 3
- Liquidizing jar - 1.5L
- Dry grind jar - 1.0L
- Chutney jar - 0.3L
- Unbreakable handles and lids



**POWERFUL 500W
MOTOR**
(with 30 min rating)



**WARRANTY
ON MOTOR**



**WARRANTY
ON PRODUCT**



**TETRA FLOW
TECHNOLOGY**



**SS 304
GRADE BLADE**



**100% COPPER
MOTOR**



TWISTER MIXER GRINDER

- RPM - 18000
- No. of speeds - 3
- No. of jars - 3
- Liquidizing jar - 1.5L
- Dry grind jar - 1.0L
- Chutney jar - 0.3L



**POWERFUL 750W
MOTOR**
(with 30 min rating)



**WARRANTY
ON MOTOR**



**WARRANTY
ON PRODUCT**



**100% COPPER
MOTOR**



CLASSIC MIXER GRINDER

- RPM - 18000
- No. of speeds - 3
- No. of jars - 3
- Liquidizing jar - 1.5L
- Dry grind jar - 1.0L
- Chutney jar - 0.3L



**POWERFUL 750W
MOTOR**
(with 30 min rating)



**WARRANTY
ON MOTOR**



**WARRANTY
ON PRODUCT**



**100% COPPER
MOTOR**



GX-11 MIXER GRINDER

- RPM - 18000
- No. of speeds - 3
- No. of jars - 3
- Liquidizing jar - 1.5L
- Dry grind jar - 1.0L
- Chutney jar - 0.3L



**POWERFUL 750W
MOTOR**
(with 30 min rating)



**WARRANTY
ON MOTOR**



**WARRANTY
ON PRODUCT**



**100% COPPER
MOTOR**



**7 YEAR
WARRANTY
ON MOTOR**

TRIO LV MIXER GRINDER

- RPM - 18000
- No. of speeds - 3
- No. of jars - 3
- Liquidizing jar - 1.5L
- Dry grind jar - 1.0L
- Chutney jar - 0.4L
- Unbreakable handles and lids



**POWERFUL 600W
MOTOR**
(with 30 min rating)



WARRANTY



**HAND FREE LID
WITH LOCKING
CLIPS**



**100% COPPER
MOTOR**



**3 BLADES
FREE**

GX-10 DELUXE MIXER GRINDER

- RPM - 18000
- No. of speeds - 3
- No. of jars - 3
- Liquidizing jar - 1.5L
- Dry grind jar - 1.0L
- Chutney jar - 0.3L



**POWERFUL 600W
MOTOR**
(with 30 min rating)



**WARRANTY
ON MOTOR**



**WARRANTY
ON PRODUCT**



**100% COPPER
MOTOR**



GX-07 MIXER GRINDER

- RPM - 20000
- No. of speeds - 3
- No. of jars - 3
- Liquidizing jar - 1.5L
- Dry grind jar - 1.0L
- Chutney jar - 0.3L



**POWERFUL 500W
MOTOR**
(with 30 min rating)



WARRANTY



GX-6 MIXER GRINDER

- RPM - 20000
- No. of speeds - 3
- No. of jars - 3
- Liquidizing jar - 1.5L
- Dry grind jar - 1.0L
- Chutney jar - 0.3L



**POWERFUL 500W
MOTOR**
(with 30 min rating)



WARRANTY



**100% COPPER
MOTOR**



BRAVO DLX MIXER GRINDER

- RPM - 20000
- No. of speeds - 3
- No. of jars - 3
- Liquidizing jar - 1.3L
- Dry grind jar - 1.0L
- Chutney jar - 0.3L



**POWERFUL 500W
MOTOR**
(with 30 min rating)



WARRANTY



GLORY MIXER GRINDER

- RPM - 20000
- No. of speeds - 3
- Liquidizing jar - 1.25L
- Dry grind jar - 1.0L
- Chutney jar - 0.4L
- Comes with cord winding facility



**POWERFUL 500W
MOTOR**
(with 30 min rating)



WARRANTY



GX-3 MIXER GRINDER

- RPM - 20000
- No. of speeds - 3
- No. of jars - 3
- Liquidizing jar - 1.2L
- Dry grind jar - 0.8L
- Chutney jar - 0.3L



**POWERFUL 500W
MOTOR**
(with 30 min rating)



WARRANTY



EASY MIXER GRINDER

- RPM - 20000
- No. of speeds - 3
- No. of jars - 3
- Liquidizing jar - 1.5L
- Dry grind jar - 1.0L
- Chutney jar - 0.3L



**POWERFUL 500W
MOTOR**
(with 30 min rating)



**WARRANTY
ON MOTOR**



**WARRANTY
ON PRODUCT**



**100% COPPER
MOTOR**



PRESTO XL CHOPPER

- Transparent bowl with volume calibration
- Multi-purpose chopping blade and whisking disc
- Built-in integrated handle for convenience
- Capacity - 1L



POWERFUL 300W MOTOR



WARRANTY



HC-01 HORIZONTAL CHOPPER

- Lid locking safety device
- Capacity - 375ml



POWERFUL 135W MOTOR



WARRANTY



HM-01 HAND MIXER

- 3 speed control
- Accessories:
 - SS dough hooks
 - Beater attachment
- Eject button available
- Sliding / push switch for convenient & safe operation



SILENT 250W MOTOR



WARRANTY



HB-10 HAND BLENDER

- Detachable ABS blender stem for easy cleaning
- Penta flow breaker system reduces time and effort
- Ergonomically designed handle
- Mounting hanger available



SUPER SILENT 300W DC MOTOR



WARRANTY



CLICK FIT



PREVENTS OVERHEATING



HB-11 HAND BLENDER

- Detachable SS blender stem for easy cleaning
- Penta flow breaker system reduces time and effort
- Ergonomically designed handle
- Mounting hanger available



SUPER SILENT
300W DC MOTOR



WARRANTY



CLICK FIT



PREVENTS
OVERHEATING



HB-12 HAND BLENDER

- Additional chopping jar for easy cleaning
- Detachable SS blender stem for easy cleaning
- Penta flow breaker system reduces time and effort
- Ergonomically designed handle



SUPER SILENT
300W DC MOTOR



WARRANTY



CLICK FIT



PREVENTS
OVERHEATING

FX-9 NEW FOOD PROCESSOR



- Variable speed selection: 2 speed + pulse
- 9 variable & convenient attachments
 - No. of jars - 2
 - Liquidizing jar - 1.8L
 - Chutney jar - 0.45L
 - Processing bowl of 2L with 1.4L operating volume
- Stainless steel blades for chopping, slicing, shredding & making french fries
- Convenient blade for atta kneading & whisking
- Citrus juicer attachment
- Stylish & compact design
- Black & silver chrome finish



POWERFUL 700W
MOTOR



WARRANTY



UNIT OF 9
ATTACHMENTS

FX-1000 FOOD PROCESSOR



- RPM - 16000
- No. of speeds - 3
- Attachments include:
 - Liquidizing jar - 2.3L
 - Dry grind jar - 1.0L
 - Chutney jar - 0.5L
 - Processing bowl - 3.2L
- Accessories include SS blades for chopping, slicing and shredding, Citrus & centrifugal juicers, dough kneader



POWERFUL 1000W
MOTOR



WARRANTY



UNIT OF 9
ATTACHMENTS

FX-11 FOOD PROCESSOR



- RPM - 18000
- No. of speeds - 3
- Attachments include:
 - No. of jars - 3
 - Liquidizing jar - 1.25L
 - Dry grind jar - 1.0L
 - Chutney jar - 0.3L
 - Processing bowl - 1.25L
- Accessories include: egg whisker, centrifugal juicer, atta kneader, chopping blade, citrus juicer
- 5 processing blades include finger chips / french fries blade, slicer coarse, shredder fine, shredder coarse, coconut shredding blade



POWERFUL 600W
MOTOR



WARRANTY
ON MOTOR



WARRANTY
ON PRODUCT



UNIT OF 14
ATTACHMENT



100% COPPER
MOTOR

MASTERCHEF 3.0 FOOD PROCESSOR



- RPM - 18000
- No. of speeds - 3
- Attachments include:
 - No. of jars - 3
 - Liquidizing jar - 1.5L
 - Dry grind jar - 1.0L
 - Chutney jar - 0.4L
 - Processing bowl - 1.0L
- Accessories include: egg whisker, centrifugal juicer, atta kneader, chopping blade, citrus juicer
- 6 processing blades include finger chips / french fries blade, slicer fine, slicer coarse, shredder fine, shredder coarse, coconut shredding blade



POWERFUL 600W
MOTOR



WARRANTY
ON MOTOR



WARRANTY
ON PRODUCT



UNIT OF 15
ATTACHMENT



100% COPPER
MOTOR



NEO JX-4 JMG

- RPM - 18000
- No. of jars - 2
- No. of speeds - 3
- Liquidizing jar - 1.25L
- Dry grind jar - 0.6L
- Food pusher for efficient juicing
- Spatula for easy removal of mix



**450W
MOTOR**

(with 30 min rating)



WARRANTY



JX-10 JMG

- RPM - 18000
- No. of jars - 3
- No. of speeds - 3
- Liquidizing jar - 1.5L
- Dry grind jar - 1.0L
- Chutney jar - 0.4L
- Continuous juicing without stopping for pulp collection



**450W
MOTOR**

(with 30 min rating)



**WARRANTY
ON MOTOR**



**WARRANTY
ON PRODUCT**



**100% COPPER
MOTOR**



JX-7 JMG

- RPM - 18000
- No. of jars - 3
- No. of speeds - 3
- Liquidizing jar - 1.5L
- Dry grind jar - 1L
- Detachable pulp collector - 2L
- Locking system
- Continuous juicing without stopping for pulp collection



**500W
MOTOR**

(with 30 min rating)



WARRANTY



FRESH SIP JMG

- RPM - 18000
- No. of jars - 2
- No. of speeds - 3
- Liquidizing jar - 1.5L
- Dry grind jar - 1L



**450W
MOTOR**

(with 30 min rating)



**WARRANTY
ON MOTOR**



**WARRANTY
ON PRODUCT**



**100% COPPER
MOTOR**



JX-4 JMG

- RPM - 18000
- No. of jars - 2
- No. of speeds - 2
- Liquidizing jar - 1.25L
- Dry grind jar - 0.6L



450W
MOTOR



WARRANTY

WET GRINDERS



WX-9 WET GRINDER WITH ARM

- Capacity - 2L
- Comfort of arm
- LED indication for on / off



SUPER SILENT
175W MOTOR



WARRANTY



WX-3 WET GRINDER WITHOUT ARM

- Capacity - 2L
- Compact and sturdy design



SUPER SILENT
150W MOTOR



WARRANTY



Home Comfort





Home is where the best of comforts are

Our innovative and comprehensive range of home appliances make life a whole lot easier. Like a helping hand, they are designed to make life comfortable and convenient. From irons to water heaters and air coolers to room heaters, every product is made to cater to your unique needs.

INDEX

COOLERS	1
DRY IRONS	5
STEAM IRONS	8
ROOM HEATERS	10
WATER HEATERS	15

COOLERS



Large water tank capacity for longer cooling with continuous water supply system



Honeycomb padded air cooler with chilltrap technology for efficient cooling



Castor wheels for convenience due to mobility



Ensures that cool air reaches in every direction



Multiple blower speed control to adjust the fan speed according to the requirement



Powerful air throw for better reach of cool air



Uninterrupted performance even in the event of power outage



Instant cooling due to cooling from ice



Cooling pads installed in 3 sides of the units for better cooling



Honeycomb padding for better cooling efficiency

IRONS



High wattage provides quick heating of the iron element & allows you to iron more clothes in less time



Helps you iron clothes over creases and pleats at any angle without the cord getting tangled in-between



Convenience in ironing clothes without the cord getting tangled in-between



Lights up when the iron is switched on to indicate that it's ready for use



Hassle free reverse ironing. Easy & smooth ironing even over uneven surfaces like buttons



Smooth and crisp ironing

IRONS



**SELF
CLEANING**

Self cleaning facility
for longer product life



**NON-STICK
COATED
SOLE PLATE**

Easy glide for crisp
& safe ironing



**LIGHT
WEIGHT**

Easy & convenient
ironing



**25% EXTRA
LONG CORD**

Longer cord gives you
a convenient ironing
experience



ANTI DRIP

Prevents water leakage
for hassle-free ironing



**STEAM
BURST**

Gives crisp ironing even
on stubborn creases



**ANTI-SCALE
TECHNOLOGY**

Prevents clogging of pores
leading to higher efficiency
& longer product life

ROOM HEATERS



**MADE IN
INDIA**

Products designed as per
Indian user requirements



**HIGH
WATTAGE**

High wattage provides
quick heating to the room



**2 YEAR
WARRANTY**

Warranty provides
assurance against your
product's performance



**ADJUSTABLE
GRILL**

Adjustable grill to adjust
hot air direction



**DUAL
INDICATOR**

Indicates power on
& heating modes



**STEPLESS
HEAT SELECTION**

Heat selection option to adjust
the output as per requirement



**WALL MOUNTING
OPTION**

Wall mounting option for
convenience and safety

WATER HEATERS



ISI
APPROVED

Testimony to the
product's quality



MULTIPLE
SAFETY SYSTEMS

Helps in averting any
operational hazard,
ensuring more safety



OXYGEN DEPLETION
SENSOR

Alerts you when the
surrounding oxygen level is lower
than what is recommended
for breathing



FLAME FAILURE
PROTECTION

If the flame gets extinguished,
the gas flow will stop
automatically, thereby
increasing safety



CHILD SAFETY
PROTECTION

For enhanced safety



ADJUSTABLE
BURNER KNOB

Increases or decreases fuel
burning rate which in turn
controls the water temperature



SUITABLE FOR HIGH
RISE BUILDINGS

Pressure withstanding
capacity upto 8 bar
(G+18 floors/270 feet)



GLASS LINE
COATED TANK

Zero corrosion, ensuring
the longevity of the product



PLASTIC
OUTER BODY

Plastic body preventing
rusting and corrosion of water
heater from outside, resulting in
a higher life of the product



ENERGY
EFFICIENT

5 star BEE rating assures
it is highly energy efficient



MAGNESIUM
ANODE

The magnesium anode
deposits magnesium in the
cracks of decay, filling the gap
and ensures zero erosion



PUF
INSULATION

The water stays hot for a
longer time, thanks to the
polyurethane foam inserted
between the outer and
inner shells



ADJUSTABLE
THERMOSTAT

Set the desired temperature
of water via a knob



WARRANTY

High warranty for a complete
peace of mind



STEPLESS
WATTAGE
SELECTION

Electronic thermostat helps
select precise water temperature

WATER HEATERS



**DIGITAL
DISPLAY**

The digital display on the water heater shows the temperature of the hot water & time set, if any



**PRESETTING
24 HOURS
IN ADVANCE**

Intelligent timer to preset the heat up time: saving energy and time. The settings are not disturbed even in power outages



**REMOTE
CONTROLLED
OPERATION**

Adjust the temperature and timer from a distance via remote control



**ENAMEL COATED
INCOLOY HEATING
ELEMENT**

This prevents scaling in the heating elements from different types of water and salty substances, giving added protection to your water heater



DC 2016

- Powerful air flow:
5,800 cubic metre / hr (peak)
3,500 cubic metre / hr (average)
- Cooling capacity: 750 sq. ft.
- Water tank capacity: 67L
- Made of engineered thermoplastic element
- Corrosion-free material for durable performance
- Powerful mega size cooler with international styling
- Wood wool cooling media
- Air throw distance 90 ft.
- Dimensions - L x B x H (in mm):
640 x 550 x 1,110



LARGE
WATER TANK



INVERTER
COMPATIBLE



4 WAY AIR
DEFLECTION



POWERFUL
AIR THROW



3 SPEED BLOWER
CONTROL



DC 2050 DLX

- Powerful air flow:
5,600 cubic metre / hr (peak)
3,400 cubic metre / hr (average)
- Cooling capacity: 600 sq. ft.
- Water tank capacity: 70L
- Made of engineered thermoplastic element
- Corrosion-free material for durable performance
- Air throw distance 80 ft.
- Dimensions - L x B x H (in mm):
640 x 500 x 1,085



LARGE
WATER TANK



CHILLTRAP
TECHNOLOGY



POWERFUL
AIR THROW



HONEYCOMB
PADS



4 WAY AIR
DEFLECTION



DC 2015 DIGITAL

- Powerful air flow:
4,000 cubic metre / hr (peak)
3,000 cubic metre / hr (average)
- Cooling capacity: 600 sq. ft.
- Water tank capacity: 43L
- Made of engineered thermoplastic element
- Corrosion-free material for durable performance
- Available with remote control, digital control panel with timer
- Suitable for dry and arid climates
- Wood wool cooling media
- Air throw distance 50 ft.
- Dimensions - L x B x H (in mm):
570 x 400 x 1,090



LARGE
WATER TANK



POWERFUL
AIR THROW



CASTOR
WHEELS



4 WAY AIR
DEFLECTION



3 SPEED BLOWER
CONTROL



DC 55 DLX

- Powerful air flow:
4,900 cubic metre / hr (peak)
3,200 cubic metre / hr (average)
- Cooling capacity: 600 sq. ft.
- Water tank capacity: 54L
- Made of engineered thermoplastic element
- Corrosion-free material for durable performance
- Sleek and stylishly designed desert cooler
- Air throw distance 70 ft.
- Dimensions - L x B x H (in mm):
630 x 400 x 1,115



LARGE
WATER TANK



CHILLTRAP
TECHNOLOGY



POWERFUL
AIR THROW



HONEYCOMB
PADS



4 WAY AIR
DEFLECTION



DC 2015 ICON

- Powerful air flow:
4,000 cubic metre / hr (peak)
3,000 cubic metre / hr (average)
- Cooling capacity: 600 sq. ft.
- Water tank capacity: 43L
- Made of engineered thermoplastic element
- Corrosion-free material for durable performance
- Special wood wool evaporative pads
- Suitable for dry and arid climates
- Wood wool cooling media
- Air throw distance 50 ft.
- Dimensions - L x B x H (in mm):
570 x 400 x 1,090



LARGE
WATER TANK



POWERFUL
AIR THROW



CASTOR
WHEELS



4 WAY AIR
DEFLECTION



3 SPEED BLOWER
CONTROL



PX 93 DC DLX

- Powerful air flow:
5,500 cubic metre / hr (peak)
3,300 cubic metre / hr (average)
- Cooling capacity: 600 sq. ft.
- Water tank capacity: 48L
- Made of engineered thermoplastic element
- Corrosion-free material for durable performance
- Air throw distance 80 ft.
- Dimensions - L x B x H (in mm):
650 x 545 x 905



LARGE
WATER TANK



CHILLTRAP
TECHNOLOGY



POWERFUL
AIR THROW



HONEYCOMB
PADS



4 WAY AIR
DEFLECTION



PX 100 DC

- Powerful air flow: 4,000 cubic metre / hr (peak)
3,000 cubic metre / hr (average)
- Cooling capacity: 600 sq. ft.
- Water tank capacity: 43L
- Made of engineered thermoplastic element
- Corrosion-free material for durable performance
- Special wood wool evaporative pads
- Suitable for dry and arid climates
- Wood wool cooling media
- Air throw distance 50 ft.
- Dimensions - L x B x H (in mm):
570 x 400 x 1,090



LARGE
WATER TANK



POWERFUL
AIR THROW



CASTOR
WHEELS



4 WAY AIR
DEFLECTION



3 SPEED BLOWER
CONTROL



PC 2000 DLX

- Powerful air flow:
1,500 cubic metre / hr (peak)
800 cubic metre / hr (average)
- Cooling capacity: 200 sq. ft.
- Water tank capacity: 15L
- Made of engineered thermoplastic element
- Corrosion-free material for durable performance
- Humidity control valve
- Suitable for all climates and coastal regions
- Air throw distance 25 ft.
- Dimensions - L x B x H (in mm):
455 x 420 x 655



LARGE
WATER TANK



CHILLTRAP
TECHNOLOGY



HONEYCOMB
PADS



4 WAY AIR
DEFLECTION



3 SPEED BLOWER
CONTROL



FRIO

- Powerful air flow:
2,600 cubic metre / hr (peak)
1,000 cubic metre / hr (average)
- Cooling capacity: 150 sq. ft.
- Water tank capacity: 23L
- Sleek design
- Easy to read water level indicator
- Dust protection screen
- Air throw distance 30 ft.
- Dimensions - L x B x H (in mm):
445 x 340 x 780



LARGE
WATER TANK



CHILLTRAP
TECHNOLOGY



POWERFUL
AIR THROW



ICE
CHAMBER



HONEYCOMB
PADS



PC 2012

- Powerful air flow:
2,040 cubic metre / hr (peak)
1,200 cubic metre / hr (average)
- Cooling capacity: 150 sq. ft.
- Water tank capacity: 20L
- Made of engineered thermoplastic element
- Corrosion-free material
for durable performance
- Easy to read water level indicator
- Suitable for all climates and
coastal regions
- Air throw distance 25 ft.
- Dimensions - L x B x H (in mm):
450 x 400 x 900



LARGE
WATER TANK



CHILLTRAP
TECHNOLOGY



4 WAY AIR
DEFLECTION



3 SPEED BLOWER
CONTROL



HONEYCOMB
PADS



PCF 25 DLX

- Powerful air flow:
1,700 cubic metre / hr (peak)
1,100 cubic metre / hr (average)
- Cooling capacity: 150 sq. ft.
- Water tank capacity: 24L
- Easy to read water level indicator
- Three speed blower control
- Fan based air cooler
- Air throw distance 18 ft.
- Dimensions - L x B x H (in mm):
390 x 370 x 710



LARGE
WATER TANK



CHILLTRAP
TECHNOLOGY



POWERFUL
AIR THROW



3 SIDED
COOLING PAD



HONEYCOMB
PADS



TC 2007

- Powerful air flow:
2,800 cubic metre / hr (peak)
1,500 cubic metre / hr (average)
- Cooling capacity: 150 sq. ft.
- Water tank capacity: 37L
- Sleek design
- Easy to read water level indicator
- Dust protection screen
- Suitable for all climates and
coastal regions
- Air throw distance 30 ft.
- Dimensions - L x B x H (in mm):
465 x 308 x 840



LARGE
WATER TANK



CHILLTRAP
TECHNOLOGY



CASTOR
WHEELS



4 WAY AIR
DEFLECTION



HONEYCOMB
PADS



PX 97 TORQUE

- Powerful air flow:
2,000 cubic metre / hr (peak)
1,500 cubic metre / hr (average)
- Cooling capacity: 150 sq. ft.
- Water tank capacity: 36L
- Made of engineered thermoplastic element
- Corrosion-free material for durable performance
- Low noise with fan
- Powerful surround cooling
- Fan based air cooler
- Air throw distance 30 ft.
- Dimensions - L x B x H (in mm):
455 x 435 x 820



LARGE
WATER TANK



POWERFUL
AIR THROW



CHILLTRAP
TECHNOLOGY



4 WAY AIR
DEFLECTION



HONEYCOMB
PADS



TC 2008

- Powerful air flow: 1,900 cubic metre / hr (peak)
1,400 cubic metre / hr (average)
- Cooling capacity: 150 sq. ft.
- Water tank capacity: 26L
- Made of engineered thermoplastic element
- Corrosion-free material for durable performance
- Easy to read water level indicator
- Suitable for all climates and coastal regions
- Air throw distance 50 ft.
- Dimensions - L x B x H (in mm):
390 x 390 x 1,000



LARGE
WATER TANK



CHILLTRAP
TECHNOLOGY



CASTOR
WHEELS



4 WAY AIR
DEFLECTION



HONEYCOMB
PADS



MD 2020

- Powerful Air flow:
3,600 cubic metre / hr (peak)
1,800 cubic metre / hr (average)
- Cooling capacity: 400 sq. ft.
- Water tank capacity: 54L
- Made of engineered thermoplastic element
- Corrosion-free material for durable performance
- Wood wool cooling media
- Air throw distance 80 ft.
- Dimensions - L x B x H (in mm):
655 x 545 x 565



LARGE
WATER TANK



INVERTER
COMPATIBLE



4 WAY AIR
DEFLECTION



3 SPEED BLOWER
CONTROL



SB 2003

- Powerful air flow:
1,750 cubic metre / hr (peak)
1,200 cubic metre / hr (average)
- Cooling capacity: 200 sq. ft.
- Water tank capacity: 32L
- Made of engineered thermoplastic element
- Corrosion-free material for durable performance
- Auto water level controller
- Wood wool cooling media
- Air throw distance 50 ft.
- Dimensions - L x B x H (in mm):
560 x 500 x 410



LARGE
WATER TANK



POWERFUL
AIR THROW



INVERTER
COMPATIBLE



4 WAY AIR
DEFLECTION



3 SPEED BLOWER
CONTROL



MAJESTY ONE

- Glide edge technology for hassle-free backward ironing
- Beautiful color & aesthetics
- American Heritage non-stick coated golden sole plate
- Cool touch body



1000
WATTAGE



2 WAY
LED INDICATOR



360°
SWIVEL CORD



25% EXTRA
LONG CORD



REVERSE
IRONING



MAJESTY ESTEELA

- American heritage non-stick coated golden sole plate
- Cool touch body



1000
WATTAGE



LIGHT
WEIGHT



360°
SWIVEL CORD



MAJESTY DX 11

- American heritage non-stick coated sole plate
- Cool touch handle



1000
WATTAGE



LIGHT
WEIGHT



360°
SWIVEL CORD



MAJESTY DHX 9

- American heritage non-stick coated golden sole plate
- Single handed operation: Temperature control on the handle
- Cool touch handle



1000
WATTAGE



HEAVY
WEIGHT



MAJESTY DX 8

- American heritage non-stick coated golden sole plate
- Cool touch body



1000
WATTAGE



LIGHT
WEIGHT



360°
SWIVEL CORD



DX 7 NEO

- American heritage non-stick coated golden sole plate
- Cool touch body



1000
WATTAGE



LIGHT
WEIGHT



360°
SWIVEL CORD



DX 4 NEO

- American heritage non-stick coated sole plate
- Ergonomically designed comfortable hand grip
- Cool touch handle
- Thermal fuse



1000
WATTAGE



LIGHT
WEIGHT



360°
SWIVEL CORD



MAJESTY DX 2

- American heritage non-stick coated sole plate
- Cool touch handle
- Also available in black color



600
WATTAGE



LIGHT
WEIGHT



180°
SWIVEL CORD



POPULAR

- American heritage non-stick coated sole plate
- Cool touch handle
- Also available in 750 W



1000
WATTAGE



LIGHT
WEIGHT



180°
SWIVEL CORD



POPULAR PLUS

- American heritage non-stick coated sole plate
- Cool touch handle



750
WATTAGE



LIGHT
WEIGHT



360°
SWIVEL CORD

MAJESTY MX 30



- 300 ml water tank
- Vertical ironing to iron hanging clothes/curtains
- Variable steam to iron different types of clothes
- Adjustable thermostatic control
- Neon indicator for thermostat operation



1840
WATTAGE



ANTI-SCALE
TECHNOLOGY



STEAM
BURST



360°
SWIVEL CORD



ANTI DRIP



NON-STICK
COATED
SOLE PLATE

MAJESTY MX 25



- 330 ml water tank
- Vertical ironing to iron hanging clothes/curtains
- Variable steam to iron different types of clothes
- Adjustable thermostatic control
- Neon indicator for thermostat operation



1250
WATTAGE



ANTI-SCALE
TECHNOLOGY



STEAM
BURST



360°
SWIVEL CORD



ANTI DRIP



NON-STICK
COATED
SOLE PLATE

MAJESTY MX 20



- 140 ml water tank
- Vertical ironing to iron hanging clothes/curtains
- Variable steam to iron different types of clothes
- Light weight, cool touch body
- Made in India



1200
WATTAGE



SELF
CLEANING



360°
SWIVEL CORD



NON-STICK
COATED
SOLE PLATE

MAJESTY MX 8



- 250 ml water tank
- Vertical ironing to iron hanging clothes/curtains
- Variable steam to iron different types of clothes
- Light weight, cool touch body with comfortable rubber grip
- Made in India



1200
WATTAGE



SELF
CLEANING



STEAM
BURST



360°
SWIVEL CORD



NON-STICK
COATED
SOLE PLATE



MAJESTY MX 4

- 180 ml water tank
- Vertical ironing to iron hanging clothes/curtains
- Variable steam to iron different types of clothes
- Light weight, cool touch body



1250
WATTAGE



SELF
CLEANING



360°
SWIVEL CORD



NON-STICK
COATED
SOLE PLATE



MAJESTY OFR RH 11F PLUS

- 11 fins with three heat settings: 1000 W / 1500 W / 2500 W
- With 400 W PTC ceramic fan heater, for faster heating
- International design and styling
- Adjustable thermostat for desired temperature
- Noiseless operation
- Castor wheels for easy mobility
- Cord winder • Built-in handle
- Quadra safety assurance
 - › Thermostat
 - › Manual thermal cutout
 - › Auto thermal cutout
 - › Safety tilt switch for proper installation



HIGH
WATTAGE



2 YEAR
WARRANTY



ISI
APPROVED



CASTOR
WHEELS



MADE IN
INDIA



MAJESTY OFR RH 9F PLUS

- 9 fins with 3-heat settings: 800W / 1200 W / 2000 W
- With 400W PTC ceramic fan heater, for faster heating
- Adjustable thermostat for desired temperature
- Noiseless operation
- Castor wheels for easy mobility
- Quadra safety assurance
 - › Thermostat
 - › Safety tilt switch for proper installation
 - › Manually reset thermal cutout
 - › Auto-reset thermal cutout



HIGH
WATTAGE



2 YEAR
WARRANTY



ISI
APPROVED



CASTOR
WHEELS



MADE IN
INDIA



MAJESTY OFR RH 9 PLUS

- Three heat settings: 800 W / 1200 W / 2000 W
- Power ON neon indicator
- International design and styling
- Adjustable thermostat for desired temperature
- Noiseless operation
- Castor wheels for easy mobility
- Cord winder
- Built-in handle
- Quadra safety assurance
 - › Thermostat
 - › Manual thermal cutout
 - › Auto thermal cutout
 - › Safety tilt switch for proper installation



HIGH
WATTAGE



2 YEAR
WARRANTY



ISI
APPROVED



CASTOR
WHEELS



MADE IN
INDIA



MAJESTY OFR RH 13F PLUS

- 13 fins with three heat settings: 1000W / 1500W / 2500W
- Power ON neon indicator
- Adjustable thermostat for desired temperature
- Noiseless operation
- Castor wheels for easy mobility
- Cord winder
- Built-in handle
- Quadra safety assurance
 - › Thermostat
 - › Manual thermal cutout
 - › Auto thermal cutout
 - › Safety tilt switch for proper installation



HIGH
WATTAGE



2 YEAR
WARRANTY



ISI
APPROVED



CASTOR
WHEELS



MADE IN
INDIA

MAJESTY RX 17



- Two heat settings: 1000W / 2000W
- Adjustable thermostat for desired temperature
- Adjustable grill
- Two way installation: Vertical / Horizontal
- Wall mounting option
- Cool-touch housing
- Triple safety assurance
 - › Thermostat › Auto thermal cutout
 - › Thermal fuse



HIGH WATTAGE



2 YEAR WARRANTY



WALL MOUNTING OPTION



STEPLESS HEAT SELECTION



DUAL INDICATOR



ADJUSTABLE GRILL

MAJESTY RX 19



- Two heat settings: 1000W / 2000W
- Adjustable thermostat for desired temperature
- Adjustable grill
- Two way installation: Vertical / Horizontal
- Wall mounting option
- Cool-touch housing
- Triple safety assurance
 - › Thermostat › Auto thermal cutout
 - › Thermal fuse



HIGH WATTAGE



2 YEAR WARRANTY



WALL MOUNTING OPTION



STEPLESS HEAT SELECTION



DUAL INDICATOR



ADJUSTABLE GRILL

MAJESTY RX 11



- Two heat settings: 1000W / 2000W
- Adjustable thermostat for desired temperature
- Dual purpose: Acts as a heater in winter and personal fan in summer
- Cool-touch housing
- Triple safety assurance
 - › Thermostat
 - › Auto Thermal cutout
 - › Thermal fuse



HIGH WATTAGE



2 YEAR WARRANTY



ISI APPROVED



MADE IN INDIA

MAJESTY RX 10



- Two heat settings: 1000W / 2000W
- Adjustable thermostat for desired temperature
- Two-way installation
 - › Vertical › Horizontal
- Triple safety assurance
 - › Thermostat › Auto thermal cutout
 - › Thermal fuse



HIGH WATTAGE



2 YEAR WARRANTY



ISI APPROVED



MADE IN INDIA

MAJESTY RX 8



- Two Heat Settings:
1000W / 2000 W
- Cool-touch handle for easy mobility
- Adjustable height
- Adjustable thermostat to set
desired temperature
- Dual safety assurance
 - › Thermostat
 - › Automatic thermal safety cutout



HIGH
WATTAGE



2 YEAR
WARRANTY



ISI
APPROVED



MADE IN
INDIA

MAJESTY RX 7



- Three heat settings:
600W / 1200 W / 2000 W
- Cool-touch handle for easy mobility
- Adjustable height
- Automatic thermal safety cutout



HIGH
WATTAGE



2 YEAR
WARRANTY



ISI
APPROVED



MADE IN
INDIA

MAJESTY RFX 2



- Two heat settings:
1000W / 2000 W
- Adjustable thermostat
for desired temperature
- Cool-touch body
- Quadra safety assurance
 - › Thermostat
 - › Safety tilt switch for proper installation
 - › Manually reset thermal cutout
 - › Auto-reset thermal cutout



HIGH
WATTAGE



2 YEAR
WARRANTY



ISI
APPROVED



MADE IN
INDIA

BLOW HOT



- Two heat settings:
1000W / 2000W
- Automatic thermal cutout
for safety
- Easy mobility
- Compact design



HIGH
WATTAGE



2 YEAR
WARRANTY



ISI
APPROVED



MADE IN
INDIA

MAJESTY RPX 7 PTC WALL MOUNT



- Two heat settings: 1000W / 2000W
- Adjustable thermostat for desired temperature levels
- Neon indicator for power and heating
- Wall mount unit
- Remote control
- Triple safety assurance
 - › Thermostat
 - › Thermal cutout
 - › Thermal fuse



HIGH
WATTAGE



2 YEAR
WARRANTY



ISI
APPROVED



MADE IN
INDIA

RHX 2 HALOGEN



- Two heat settings: 500W / 1000W
- Noiseless operation
- Dual safety device
 - › Safety tip over switch against tilting
 - › Thermal fuse



HIGH
WATTAGE



2 YEAR
WARRANTY



ISI
APPROVED



MADE IN
INDIA

NEW MAJESTY RHX 3 HALOGEN



- Two heat settings: 400W / 800W / 1200W
- Noiseless operation
- Dual safety device
 - › Safety tip over switch against tilting
 - › Thermal fuse



HIGH
WATTAGE



2 YEAR
WARRANTY



ISI
APPROVED



MADE IN
INDIA

CHX DUO PLUS CARBON HEATER



- Two heat settings: 500W / 1000W
- Adjustable thermostat for desired temperature
- Neon indicator for power and heating
- Lesser illumination during operation
- Superior technology



HIGH
WATTAGE



2 YEAR
WARRANTY



ISI
APPROVED



MADE IN
INDIA



DELUX

- Two heat settings: 1000W / 2000W
- Adjustable thermostat for desired temperature
- Neon indicator for power and heating
- Tilting legs
- SS reflector



HIGH
WATTAGE



2 YEAR
WARRANTY



ISI
APPROVED



MADE IN
INDIA



FLASHY

- Heat settings: 1000W
- Adjustable thermostat for desired temperature
- Neon indicator for power and heating
- Compact and stylish design
- SS reflector



HIGH
WATTAGE



2 YEAR
WARRANTY



ISI
APPROVED



MADE IN
INDIA



MINOR

- Nickel chrome plated mesh grid
- Tilting legs
- SS reflector
- Bright nickel chrome plated reflector



HIGH
WATTAGE



2 YEAR
WARRANTY



ISI
APPROVED



MADE IN
INDIA

CALENTA DIGI



- Capacity 15L & 25L
- Suitable for high pressure up to 8 bar (G+18 floors/270 ft.)
- Wattage 2 kW
- ABS plastic body
- Glassline coated inner tank
- Enamel coated incoloy heating element
- Robust and ideal IPX4 waterproof grade technology
- Magnesium Anode



WARRANTY



PRODUCT 2 YEAR
HEATING ELEMENT 4 YEAR



5 STAR
RATED



DIGITAL
DISPLAY



PRESETTING
24 HOURS
IN ADVANCE



REMOTE
CONTROLLED
OPERATION

CALENTA MECHANICAL



- Capacity 15L & 25L
- Suitable for high pressure up to 8 bar (G+18 floors/270 ft.)
- Wattage 2 kW
- ABS plastic body
- Enamel coated incoloy heating element
- Robust and ideal IPX4 waterproof grade technology



WARRANTY



PRODUCT 2 YEAR
HEATING ELEMENT 4 YEAR



5 STAR
RATED



GLASS LINE
COATED TANK



MAGNESIUM
ANODE



ADJUSTABLE
THERMOSTAT

CALENTA



- Capacity 6L, 10L, 15L & 25L
- Suitable for high pressure up to 8 bar (G+18 floors/270 ft.)
- Wattage 2 kW
- ABS plastic body
- Temperature indicating dial



WARRANTY



PRODUCT 2 YEAR
HEATING ELEMENT 4 YEAR



5 STAR
RATED



GLASS LINE
COATED TANK



MAGNESIUM
ANODE



ADJUSTABLE
THERMOSTAT

SHAKTI GPV



- Capacity 10L, 15L & 25L
- Suitable for high pressure up to 8 bar (G+18 floors/270 ft.)
- Wattage 2 kW
- ABS plastic body
- Temperature indicating dial



WARRANTY



PRODUCT 2 YEAR
HEATING ELEMENT 4 YEAR



5 STAR
RATED



GLASS LINE
COATED TANK



MAGNESIUM
ANODE



ADJUSTABLE
THERMOSTAT



CALDIA

- Capacity 6L, 10L, 15L & 25L
- Suitable for high pressure up to 8 bar (G+18 floors/270 ft.)
- Wattage 2 kW
- ABS plastic body
- Special anti-corrosion protection device



WARRANTY



5 STAR
RATED



GLASS LINE
COATED TANK



MAGNESIUM
ANODE



MULTIPLE SAFETY
SYSTEMS



SHAKTI PC DELUXE

- Capacity 10L, 15L & 25L
- Suitable for high pressure up to 8 bar (G+18 floors/270 ft.)
- Wattage 2 kW
- Stardust Design
- Pre-coated steel body



WARRANTY



4 STAR
RATED



GLASS LINE
COATED TANK



MAGNESIUM
ANODE



ADJUSTABLE
THERMOSTAT



NEW SHAKTI

- Capacity 10L, 15L & 25L
- Suitable for high pressure up to 8 bar (G+18 floors/270 ft.)
- Wattage 2 kW
- Powder coated metal body
- Temperature indicating dial



WARRANTY



4 STAR
RATED



GLASS LINE
COATED TANK



MAGNESIUM
ANODE



ADJUSTABLE
THERMOSTAT



MAJESTY HORIZONTAL

- Capacity 10L, 15L & 25L
- Suitable for high pressure up to 8 bar (G+18 floors/270 ft.)
- Wattage 2 kW
- ABS plastic body
- Convertible - floor to wall & vice-versa
- Only 5 star rated horizontal model (as per existing BEE norms)



WARRANTY



5 STAR
RATED



GLASS LINE
COATED TANK



PUF
INSULATION



ENERGY
EFFICIENT



FLORA

- Capacity 1L & 3L
- Wattage Available in 3 kW and 4.5 kW rating
- Corrosion proof thermoplastic external body
- Elegant body shell
- Fire retardant cable
- Neon indicator for 'power on' and 'heating' function



WARRANTY



PRODUCT 2 YEAR
HEATING ELEMENT 5 YEAR



SUITABLE FOR
HIGH RISE
BUILDINGS



ISI
APPROVED



MULTIPLE SAFETY
SYSTEMS



MAJESTY INSTANT

- Capacity 1L & 3L
- Wattage Available in 3 kW and 4.5 kW rating
- High-impact resistant engineered ABS plastic body
- Long life, efficient heating element
- Neon indicator for 'power on' and 'heating' function



WARRANTY



PRODUCT 2 YEAR
HEATING ELEMENT 5 YEAR



SUITABLE FOR
HIGH RISE
BUILDINGS



ISI
APPROVED



MULTIPLE SAFETY
SYSTEMS



DUETTO

- Pre-coated steel body
- Advanced combustion technology for best thermal efficiency
- Burner setting to adjust water temperature
- Thick heat exchanger made of copper
- Auto ignition
- Over heat protection cut-off
- Inlet water flow sensor
- Dry heat protection
- Capacity 6L



WARRANTY



PRODUCT 2 YEAR



FLAME FAILURE
PROTECTION



OXYGEN
DEPLETION
SENSOR



ADJUSTABLE
BURNER KNOB



CHILD SAFETY
PROTECTION

Home Essentials





Sparkling joy in a million lives

From LEDs to lanterns, our range of lighting solutions are designed to brighten up your spaces, be it home, offices or outdoors. Every product is sure to add more sparkle to your lives, thanks to their energy efficiency. And these innovative products will make sure your spaces will look radiant as ever.

INDEX - LIGHTING

LED	1
D-LITE	5
FTL	9
CFL	10
CL	11
CL ACCESSORIES	12
GSL	13
ELECTRICAL ACCESSORIES	14

INDEX - FANS

PREMIUM CF	21
KIDS DISNEY FANS	28
ECONOMY CF	31
SUB-ECONOMY CF	37
SMALL FANS RANGE	40
TPW FANS	42
PERSONAL FANS	52
EXHAUST FANS	53

KNOW YOUR BAJAJ LIGHTS

Features and specifications guide

FTL



**POWER
SAVING**

Up to 30% energy saving
as compared to nearest
T8 FTL equivalent



**MORE
LIGHT**

Brighter light as compared
to conventional product
with same wattage consumption



**LASTS 3X
LONGER**

Lasts 3 times longer
than conventional product,
longer life

D-LITE



**LIGHTS UPTO
8 HOURS**

Battery back-up of up to 8 Hrs
with intermittent use



**HEAVY DUTY
6V BATTERY**

Heavy duty performance providing
light for longer duration



**3 BATTERIES
FREE**

Savings for customer
as 3 batteries are free



**LIGHTS UPTO
7 HOURS**

Lasts longer providing
bright light



**2 MODE
SWITCH**

Provides option for optimal
use as per requirement



**3 MODE
SWITCH**

Provides option for optimal
use as per requirement
with indication



**ENVIRONMENT
FRIENDLY**

No use of UV/IR;
No use of Mercury



**MOBILE
CHARGING
OPTION**

Option of mobile recharging
without consumption of
additional electricity



**BATTERY SAVING
2 MODE SWITCH**

Provides option for optimal
use as per requirement



**UPTO 250 TIMES
RECHARGEABLE**

Battery recharge cycles
of 250 times ensuring
longer usability



**GLARE
FREE**

Protects from any kind
of discomfort on eyes due
to direct light



48W LED

Uniform bright light



**PB SWITCH
CONTACT**

Ease of operation
and durable



**3W SOLAR
PANEL**

Charging of lantern
through solar panel



**50000 HRS
OF LED LIFE**

Long life of
up to 50,000 Hrs

LED



25,000
HOURS

Long Life of
up to 25,000 Hrs



WIDE OPERATING
VOLTAGE

Protects from the voltage
fluctuation, performing within
wide operation range of
100V ~ 300 V thus providing
reliable & durable product



VSP
TECHNOLOGY

Protection from sudden surge
of electrical voltage viz lightning



POWER
SAVING

Up to 85% energy saving
as compared to nearest
incandescent bulb equivalent
measured according
to IEC 969 standard



ECO-FRIENDLY
LIGHTS

No use of UV/IR;
No use of Mercury



3 LIGHTS
1 SWITCH

Light step dimming can be done
by a regular switch

ELECTRICAL ACCESSORIES



2 METRE
WIRE LENGTH

Extra long wire for ease
of operations



FIRE RETARDANT
CABLE

Prevents from
catching fire



CORONA 3 STEP DIMMING LED BULB

- 3 step dimming with light output of 100% at stage 1, 50% at stage 2, 25% at stage 3
- 100 lm/Watt
- 2.5 kV Voltage Surge Protection
- Beam angle > 240°
- CRI > 80
- Power factor > 0.9
- Available in CDL (6500K) with B22 Cap only
- Available in 8W & 12W



25,000*
HOURS



POWER
SAVING



VSP
TECHNOLOGY



ECO-FRIENDLY
LIGHTS



CORONA LED BULB

- With inbuilt short circuit, thermal & over load protection
- 100 lm/Watt
- 2.5 kV Voltage Surge Protection
- Beam Angle > 240°
- CRI > 80
- Power factor > 0.9
- Available in CDL (6500K) only
- Available in B22 Cap only
- Available in 3W, 5W, 7W, 9W & 12W



25,000*
HOURS



POWER
SAVING



VSP
TECHNOLOGY



ECO-FRIENDLY
LIGHTS



LED HIGH WATTAGE LAMPS

- Energy efficient LED retrofit lamp
- 90 lm/Watt
- 2.5 kV Voltage Surge Protection
- Beam angle > 220°
- CRI > 80
- Power factor > 0.9
- Available in CDL (6500K) & WDL (3000K)
- Suitable for indoor and outdoor applications like walkways, retail stores, etc.
- Available in 23W, 30W, 40W & 50W



25,000*
HOURS



POWER
SAVING



VSP
TECHNOLOGY



ECO-FRIENDLY
LIGHTS



LED CANDLE LAMP

- Available in clear & frosted version
- Available in E14 and E27 Cap
- 2.5 kV Voltage Surge Protection
- CRI > 80
- Available in CDL (6500K) and WDL (3000K)
- Applications in chandeliers, wall-mounted and ceiling-mounted decorative fixtures



25,000*
HOURS



POWER
SAVING



VSP
TECHNOLOGY



ECO-FRIENDLY
LIGHTS



LEDZ BULB

- Energy efficient LED retrofit bulb
- 90 lm/Watt
- 2.5 kV Voltage Surge Protection
- Beam angle 120°
- CRI > 70
- Available in CDL (6500K), WDL (3000K)
- Available in B22 and E27 base caps
- Available in 3W, 4.5W, 7W, 9W, 12W, 15W & 18W



25,000*
HOURS



POWER
SAVING



VSP
TECHNOLOGY



ECO-FRIENDLY
LIGHTS



LED DECO PING PONG 0.5W

- Wide operating voltage range 160-260V AC
- Available in White, Red, Blue, Green and Yellow colour
- Unbreakable



25,000*
HOURS



POWER
SAVING



VSP
TECHNOLOGY



ECO-FRIENDLY
LIGHTS



LED MULTI CCT BATTEN 22W

- 100 lm/Watt
- 2.5 kV Voltage Surge Protection
- Power factor > 0.9
- Glare free light
- Elegantly designed endcaps
- Housing made of engineering plastic
- Applications in home lighting, offices etc
- Available in CDL (6500K)
- Operated on CCT CDL (6500K), WDL (3000K) and NDL (4000K) with regular switch



25,000*
HOURS



3 LIGHTS
1 SWITCH



VSP
TECHNOLOGY



ECO-FRIENDLY
LIGHTS



LED BATTEN

- 100 lm/Watt
- 2.5 kV Voltage Surge Protection
- Power factor > 0.9
- Made of powder coated extruded Aluminium housing
- Elegant endcaps
- Elegantly designed to deliver glare free light
- Available in CDL (6500K)
- Specially designed heat sink for enhanced life
- Applications in home lighting, offices, parking lots etc
- Available in 6W, 9W & 18W



25,000*
HOURS



POWER
SAVING



VSP
TECHNOLOGY



ECO-FRIENDLY
LIGHTS



LED BATTEN 20W

- 100 lm/Watt
- 2.5 kV Voltage Surge Protection
- Power factor > 0.9
- Elegant endcaps
- Elegantly designed to deliver glare free light
- Housing made of engineering plastic
- Applications in home lighting, offices, parking lots etc
- Available in CDL (6500K)
- Available in 5W, 10W & 20W



25,000*
HOURS



POWER
SAVING



VSP
TECHNOLOGY



ECO-FRIENDLY
LIGHTS



LED TUBELIGHT 20W

- 100 lm/Watt
- 2.5 kV Voltage Surge Protection
- Power factor > 0.9
- Glass tube
- Glare free light output
- Easy installation
- Applications in home lighting, offices, parking lots etc
- Available in CDL (6500K)
- Available in 20W only



25,000*
HOURS



POWER
SAVING



VSP
TECHNOLOGY



ECO-FRIENDLY
LIGHTS



LED LIGHT FLOOD

- IP 65 protection
- 90 lm/Watt
- 2.5 kV Voltage Surge Protection
- Power factor > 0.9
- Housing made of die cast Aluminium in glossy black finish
- Available in CDL (6500K)
- Applications in billboards, buildings & monuments, festive pandals etc.
- Available in 20W, 30W & 50W



25,000*
HOURS



POWER
SAVING



VSP
TECHNOLOGY



ECO-FRIENDLY
LIGHTS



LED PANEL CIRCA

- Elegantly designed diffuser and EDGE lit technology for glare free light
- 2.5 kV Voltage Surge Protection
- Power factor > 0.9
- Slim and elegant look
- Made of powder coated extruded Aluminium housing
- Specially designed heat sink for enhanced life
- Available in CDL (6500K) and WDL (3000K)
- Recess type mounting
- Applications in home lighting, offices, indoor walkways etc.
- Available in 3W, 6W, 9W, 12W, 15W & 18W



25,000*
HOURS



POWER
SAVING



VSP
TECHNOLOGY



ECO-FRIENDLY
LIGHTS

**Compared to nearest equivalent T8 FTL fittings | **Nearest halogen equivalent measured according to IEC 969 standards

*Compared to conventional PL Downlights | *Mean life time between failure



LED PANEL SQUADRA

- Elegantly designed diffuser and EDGE lit technology for glare free light
- 2.5 kV Voltage Surge Protection
- Power factor > 0.9
- Slim and elegant look
- Made of powder coated extruded Aluminium housing
- Specially designed heat sink for enhanced life
- Available in CDL (6500K) and WDL (3000K)
- Recess type mounting
- Applications in home lighting, offices, indoor walkways etc.
- Available in 3W, 6W, 9W, 12W, 15W & 18W



25,000*
HOURS



POWER
SAVING



VSP
TECHNOLOGY



ECO-FRIENDLY
LIGHTS



LED SPOT LIGHT RD 2W

- Wide operating voltage range 180-260V AC
- 2.5 kV Voltage Surge Protection
- Available in CDL (6500K), WDL (3000K) and also in Red, Green, Blue colour
- Made of powder coated Aluminium housing
- Application in cabinets, wall units etc.



25,000*
HOURS



VSP
TECHNOLOGY



ECO-FRIENDLY
LIGHTS



LED DOWNLIGHT

- Elegantly designed to deliver glare free light
- 2.5 kV Voltage Surge Protection
- Power factor > 0.9
- Specially designed heat sink for enhanced life
- Available in CDL (6500K) and WDL (3000K)
- Applications in home lighting, offices, indoor walkways etc.
- Available in 3W & 5W



25,000*
HOURS



POWER
SAVING



VSP
TECHNOLOGY



ECO-FRIENDLY
LIGHTS

*Compared to conventional PL Downlights

*Mean life time between failure



LED GLOW ASHA SOLAR LANTERN

- No. of LEDs - 24
- Rechargeable 3.7V / 2200 mAh Li-ion battery
- Recharge time 8 to 10 hours
- Discharge time of upto 8 hours*
- 3W solar panel & 3 mode switch
- 1000 times rechargeable
- LED life upto 1,00,000 hours
- Charging indicator



LIGHTS UPTO
8 HOURS*



UPTO 1000 TIMES
RECHARGEABLE



3W SOLAR
PANEL



24 LED



LED GLOW 648 LR LANTERN

- No. of LEDs - 48
- Rechargeable 6V / 4000 mAh powerful sealed lead acid battery
- Recharge time 9 to 10 hours
- Discharge time of upto 24 hours*
- High back-up
- Heavy duty battery
- 250 times rechargeable battery
- 2 Mode Glow Switch
- 60,000 hours of LED life



LIGHTS UPTO
24 HOURS*



2 MODE
SWITCH



48 LED



HEAVY DUTY
6V BATTERY



LED GLOW 430 LR LANTERN

- No. of LEDs - 30
- Rechargeable 3.7V / 2200 mAh Li-ion battery
- Recharge time 6 to 8 hours
- Discharge time of upto 7 hours*
- 3 mode glow switch
- With mobile charging option
- 1000 times rechargeable
- LED life upto 1,00,000 hours
- Charging indicator



LIGHTS UPTO
7 HOURS*



MOBILE
CHARGING
OPTION



UPTO 1000 TIMES
RECHARGEABLE



3 MODE
SWITCH



30 LED



LED GLOW 424 LR LANTERN

- No. of LEDs - 24
- Rechargeable 3.7V / 2200 mAh Li-ion battery
- Recharge time 6 to 8 hours
- Discharge time of upto 14 hours*
- 3 Mode Switch
- 1000 times rechargeable



LIGHTS UPTO
8 HOURS*



UPTO 1000 TIMES
RECHARGEABLE



24 LED



3 MODE
SWITCH



SMART GLOW SENIOR 12 LED RECHARGEABLE TORCH

- No. of LEDs - 12
- Rechargeable 4V / 900 mAh Lead Acid battery
- Recharge time 9 to 10 hours
- Discharge time of upto 8 hours*
- 2 Mode Switch 7 & 12 LEDs
- 250 times rechargeable battery



LIGHTS UPTO
8 HOURS*



2 MODE
SWITCH



12 LED



SMART GLOW CURVE 6 LED RECHARGEABLE TORCH

- No. of LEDs - 6
- Rechargeable 4V / 600 mAh Lead Acid battery
- Recharge time 9 to 10 hours
- Discharge time of upto 8 hours*
- 2 Mode Switch 3 & 6 LEDs
- 250 times rechargeable battery



LIGHTS UPTO
8 HOURS*



2 MODE
SWITCH



UPTO 250 TIMES
RECHARGEABLE



6 LED



SMART GLOW MINIZ 4 LED RC TORCH

- No. of LEDs - 4
- Rechargeable 4V / 800 mAh Lead Acid battery
- Recharge time 9 to 10 Hrs
- Discharge time of upto 8 hours*
- Compact and handy
- 250 times rechargeable battery



LIGHTS UPTO
12 HOURS*



UPTO 250 TIMES
RECHARGEABLE



4 LED



SMART GLOW 0.5W LED RECHARGEABLE TORCH

- No. of LEDs - One 0.5W LED
- Rechargeable 3.6V Ni-MH battery
- Recharge time 10 to 12 hours
- Discharge time of upto 3 hours*
- Compact and handy
- 500 times rechargeable



LIGHTS UPTO
3 HOURS*



UPTO 500 TIMES
RECHARGEABLE



ENVIRONMENT
FRIENDLY



2 MODE
SWITCH



SMART GLOW 0.5W SLEEK LED TORCH

- No. of LEDs - One 0.5W LED
- 3AA dry battery free with the torch
- Discharge time of upto 25 hours*
- Battery saving switch



BATTERY SAVING
2 MODE SWITCH



3 BATTERIES
FREE



SMART GLOW CHAMAK LED TORCH

- 20 times more battery life as compared to conventional torch
- White LED light of 3.2V 30 mA, 9000 mcd and life of up to 50,000 hours
- Illuminance at 1 metre: More than 500 lux
- Sling for easy handling
- Radium glow body for Chamak Radium
- LED life upto 50,000 hours
- Available in 3 colours: Black, Red & Yellow



PB SWITCH
CONTACT



3 BATTERIES
FREE



DOSTI LED TORCH 3W

- One 3W Hi-power LED
- 3.7V / 4000 mAh Li-ion battery
- Charging time upto 7 hours
- Discharge time upto 14 hours*
- Durable ABS housing
- With mobile charging USB option
- 2 mode light switch



LIGHTS UPTO
14 HOURS



MOBILE
CHARGING
OPTION



LIGHT
WEIGHT



ENVIRONMENT
FRIENDLY



2 MODE
SWITCH



SMARTGLOW CHAMAK RADIUM DB LED TORCH

- Radium glow body for Chamak Radium
- 20 times more battery life as compared to conventional torch
- White LED light of 3.2V 30 mA, 9000 mcd and life of up to 50,000 hours
- Illuminance at 1 metre: More than 500 lux
- Sling for easy handling
- LED life of 50,000 hours



PB SWITCH
CONTACT



3 BATTERIES
FREE



5W LED TABLE LAMP

- 5W LED table lamp
- 3 mode feather touch switch – high, medium & low
- Sturdy ABS housing with metal bottom
- Cool day light
- Adapter Input: AC 100~270V, 50/60Hz
- Adapter Output: DC 24V, 0.375A



5W LED



GLARE
FREE



EMERGENCY LIGHT ELX 10

- 6V, 4.5Ah maintenance-free rechargeable battery
- Discharge duration: Tube 3-4 hours
- Discharge and over-protection
- Discharge time of 3-4 hours



EMERGENCY LIGHT ELX 16

- Bright chrome plated reflector
- Discharge time 5 to 6 hours
- Charging indicator
- Adjustable compact design
- Detachable power supply cord
- Wall mounting provision
- 3.7V, 2.5Ah Lithium ion rechargeable battery
- Minimum & maximum charging Voltage (110V AC – 270V AC)
- Intensity: 260Lm
- Also available in red colour
- Light-weight



16 LED



50000 HRS*
OF LED LIFE



EMERGENCY LIGHT ELX 36

- Double sided illumination facility
- Bright chrome plated reflector
- Discharge time 10 to 12 hours
- Neon indicator - ON/OFF switch
- Wall mounting provision
- Charging indicator
- Adjustable compact design
- 6V, 4.5Ah rechargeable battery
- Minimum & maximum charging Voltage (110V AC – 270V AC)
- Intensity: 500Lm



36 LED



50000 HRS*
OF LED LIFE



T5 TUBE

- Available in 14W, 24W & 28W
- Available in CDL (6500K) Only
- Lumen output of 2400lm for 28W CDL, 1650lm for 24W CDL & 1100lm for 14W CDL



POWER
SAVING



LASTS 3X
LONGER



T8 FTL 36W

- Available in 18W & 36W
- Available in CDL (6500K) Only
- Lumen output of 2450lm for 36W CDL & 1015lm for 18W CDL



T12 FTL

- Available in 40W only
- Available in CDL (6500K) Only
- Lumen output of 2450lm



RETROFIT ECOLUX T4 LINEAR

- Energy efficient
- Instant start
- High power factor
- Life span: 6000 hrs
- Available in CDL
- Available from 9W to 25W



RETROFIT HIGH WATTAGE

- Available in 36W, 45W, 65W & 85W
- Choice of linear and spirals
- Highly energy efficient
- Colour temperature: 6500 K
- Life span: 6000 hrs
- Available in CDL
- Available in B22, E27 & E40 cap type
- Lumen output of 1575lm for 27W, lumen output of 1950lm for 32W at colour temperature 6500 K



NON RETROFIT

Description	Tube / Type	Cap Type	Lumen
S-Type 11W 2-Pin**	T4 Linear	G-23	900
S-Type 11W 4-Pin	T4 Linear	2 G-7	900
BLL 36W**	T5 Linear	2 G-11	2900
D-Type 18W 2-Pin**	T4 Linear	G-24-d2	1200
D-Type 18W 4-Pin	T4 Linear	G-24-d2	1200

• **Available in CDL • Life span: 6000 hrs



E-GLOW 28

- Sleek T5 luminaire in extruded plastic body
- Pre-wired with energy efficient electronic ballast (p.f. >0.85)
- Available in 28W only
- Available with diffuser or without diffuser also
- Available with tube or without tube only



BAJAJ SAVELITE SLEEK 36W ELECTRONIC

- Sleek strip type luminaire designed for 36 watt FTL
- Strip type FTL luminaire wired with elegantly designed energy efficient electronic ballast (p.f.>0.90) and decorative end caps.
- Luminaire made of pre-coated CRCA sheet



SAVELITE 36/40W ELECTRONIC

- Strip type FTL luminaire designed for FTL 36W/40W, wired with elegantly designed energy efficient electronic ballast (p.f.>0.90) and decorative end caps.
- Luminaire made of pre-coated CRCA sheet



ECOBX 36/40W ELECTRONIC

- Box type FTL luminaire wired with elegantly designed energy efficient electronic ballast (p.f.>0.90)
- Box luminaire made of pre-coated CRCA sheet



E-SAVER LX 36/40W ELECTRONIC

- Ballast type - Electronic regular
- Electronic ballast enclosed in an elegantly designed slim white ABS housing for domestic applications
- These ballast have high power factor (>0.90) and are energy efficient
- Available in 18/20W electronic ballast



E-SIGN 36/40W ELECTRONIC

- Lamp type - 1x36/40W FTL
- Ballast type - Electronic regular
- Electronic ballast enclosed in a white ABS housing for signage/cove lighting applications
- These ballast have high power factor (>0.85) and are energy efficient



NUSTAR 36/40W CCB

- Strip type FTL luminaire wired with VPIT Aluminium ballast
- Luminaire made from CRCA steel sheet, pre-treated in 8 tank process for degreasing, derusting, phosphating and passivation and white powder coated.
- Also available in 18/20W VPIT Copper



UNIVERSAL STARTER 20/40 ABS

- Universal starter 20/40 ABS
- Lamp type - FTL
- Body type - ABS
- Also available in Aluminium body



DECORATION LAMPS

- Available in clear, decorative colour & frosted
- Colours available - Blue, Green, Red, Yellow, Orange & Milky



GLS CLEAR / MILKY LAMPS

- Available in 40W, 60W, 100W (Clear & Milky) & 200W
- Life span of 1000Hrs
- Lumen output of 415lm for 40W, lumen output of 710lm for 60W, lumen output of 1340lm for 100W (Clear), lumen output of 1248lm for 100W (Milky), lumen output of 3000lm for 200W



SPIKE AND SURGE GUARD

- Voltage - 250V ~ 50Hz
- Power - 1500 VA
- Current - 8A
- Product dimensions - 290 mm x 68 mm x 28 mm
- Protects the equipment from sudden surge in electric current
- 4 sockets for compatibility with multiple countries plugs
- Suitable for use in household, offices, shops, restaurants, hospitals and more



2 METRE
WIRE LENGTH



FIRE RETARDANT
CABLE





An air of delight

Our wide range of pedestal, table and ceiling fans, will not only adorn your home, but also sweep you off your feet with their incredible features.

KNOW YOUR BAJAJ FAN

Features and specifications guide

CONSTRUCTION



Increases durability &
makes the body lighter



Increases load bearing
capacity & durability



Increases durability &
makes the body lighter



Powerful high torque motor
to provide consistent performance



Improves blade stability



Increases durability &
restricts blade wear & tear



Higher the stack,
stronger the motor



Unique look & lighter blades



Improves home décor with
decorative light option



Blades made with high grade
aluminum sheets for higher
durability and consistent
performance



Set timings, power
and speed



Improves home décor with
decorative LED light option



Acts as a fuse and protects
the motor from damage



400 mm blades for higher
air delivery



Provides convenience due to
a regulator-free operation



Consistent air delivery
and zero warp from
air pressure - even over time



Increases durability & provides
robust performance

DESIGN



ROTATING
GRILL

Aesthetically appealing



WIDE
BLADES

For better air delivery



UNIQUE
SHANKLESS
DESIGN

Eliminates the use of shanks to hold the blades. Helps provide cleaner & classier looks



ANGULAR
DESIGN

Provides better performance with improved aerodynamics & better aesthetics



AERODYNAMICALLY
BALANCED BLADE

For reduced drag resistance and improved air delivery



SLEEK
DESIGN

For a streamlined look and improved aesthetics



STATIONARY
BOTTOM COVER

Helps keep the character visible even during fan operation



SLIM
DESIGN

For clean aesthetics



ANTIQUE
DESIGN

Antique inspired design to match your décor

PERFORMANCE



**SILENT
OPERATION**

High efficiency minus the
air cutting sound



**HIGH AIR
DELIVERY**

Improves the feel of air
with higher air delivery



HIGH SPEED

Provides High RPM
(Ceiling Fan : > 360 RPM
All other category fans : > 2000 RPM)



**EXCELLENT
PERFORMANCE
AT LOW VOLTAGE**

Provides performance even
at 180 V (300 RPM & air delivery
200 CMM)



**ENERGY EFFICIENT
PERFORMANCE**

Provides better performance
& consumes less power



**QUICK-START
HIGH TORQUE MOTOR**

Provides instant comfort by
achieving high performance quickly



**LOW POWER
CONSUMPTION**

Saves electricity by consuming
less power



**ISI
STANDARDS**

Provides performance as per
ISI standards



**5 STAR
ENERGY SAVING**

Rated 5 Star by BEE. Provides
higher service value (more than 4)



**GREAT VALUE
FOR MONEY**

Good performance at
an economical price



**HIGH SPEED
DECORATIVE FAN**

High speed fan with decorative
ornament so that you get a
combination of performance
and looks



**HIGH AIR
THRUST**

Experience high blast of air



**2 YEAR
WARRANTY**

2-year warranty

AESTHETICS



**REVERSIBLE
BLADE**

Provides 2 colour options
in a single blade



**2 TONE
METALLIC FINISH**

Improves aesthetics with
motor body bottom in a different
metallic colour than the blades



**METALLIC
FINISH**

Improves aesthetics & provides
super clean surface finish



**HIGH QUALITY
WOODEN FINISH**

Wooden finish options
for a classy feel



**RUST-FREE POWDER
COATED FINISH**

Improves durability by
ensuring protection against rust
& providing a super clean surface



**UNIQUE DECOR
ORNAMENT**

Improves aesthetics with
a unique design



**UNIQUE PICTURE
TRANSFER TECHNOLOGY**

For vibrant and
realistic characters



**METALLIZED
ORNAMENT
& BODY RING**

Provides the bling to your fan
with metallic deco ornament



**EMBEDDED
ORNAMENT**

Provides a unique design

LEATRIM MAX 250 x 250

Sweep: 1200mm

Power: 72W

RPM: 250

Air Delivery: 250CMM



HIGH AIR
DELIVERY



SILENT
OPERATION



FULL ALUMINIUM
BODY



QUICK-START
HIGH TORQUE
MOTOR



EXCELLENT
PERFORMANCE
AT LOW VOLTAGE



METALLIC
FINISH



HIGH SPEED
DECORATIVE FAN



WIDE
BLADES

NEW



Honey Brown



Sizzling Brown



Ceramic White

REGAL GOLD NXG

Sweep: 1200mm

Power: 64W

RPM: 345

Air Delivery: 230CMM



METALLIZED
ORNAMENT
& BODY RING



FULL ALUMINIUM STRONG 14 POLE
BODY



STRONG 14 POLE
MOTOR



HIGH AIR
DELIVERY

NEW



Duck White



Matt Ivory



Matt Wine Red

ARK HS

Sweep: 1200mm
Power: 68W
RPM: 380
Air Delivery: 225CMM



SLEEK
DESIGN



FULL ALUMINIUM
BODY



QUICK-START
HIGH TORQUE
MOTOR



HIGH AIR
DELIVERY



METALLIC
FINISH



HIGH SPEED
DECORATIVE FAN



Azotic Topaz



Sunshine Gold



White

MAGNIFIQUE FL-01

Sweep: 1200mm
Power: 60W
RPM: 250
Air Delivery: 200CMM



UNDERLIGHT



SILENT
OPERATION



REVERSIBLE
BLADE



REMOTE
CONTROL



Blade Side 1:
Matte Silver



Blade Side 2:
Matte White

MAGNIFIQUE AL-01

Sweep: 1200mm

Power: 60W

RPM: 250

Air Delivery: 215CMM

Chain chords - Separate chain chords
for light and speed control



UNDERLIGHT



SILENT
OPERATION



REVERSIBLE
BLADE



WOODEN
BLADES



Blade Side 1:
Wenge Wood



Blade Side 2:
Oak Wood

ORNIO

Sweep: 1200mm

Power: 65W

RPM: 340

Air Delivery: 230CMM



UNIQUE
SHANKLESS
DESIGN



SILENT
OPERATION



STRONG 14 POLE
MOTOR



HIGH AIR
DELIVERY



METALLIC
FINISH



FULL ALUMINIUM
BODY



Ceramic White



Ceramic White - Wood



Honey Brown



Wenge Wood

CRUZAIR D'ECOR

Sweep: 1300mm
Power: 66W
RPM: 320
Air Delivery: 235CMM



ANTIQUE
DESIGN



SILENT
OPERATION



STRONG 14 POLE
MOTOR



HIGH AIR
DELIVERY



WIDE
BLADES



Kashmir Beige

SHINTO

Sweep: 1200mm
Power: 65W
RPM: 340
Air Delivery: 235CMM



HIGH QUALITY
WOODEN FINISH



SILENT
OPERATION



STRONG 14 POLE
MOTOR



HIGH AIR
DELIVERY



FULL ALUMINIUM
BODY



Wenge Wood



Ceramic White



Oak Wood

EURO

Sweep: 1200mm
Power: 68W
RPM: 320
Air Delivery: 230CMM



ANGULAR
DESIGN



FULL ALUMINIUM
BODY



SILENT
OPERATION



HIGH AIR
DELIVERY



METALLIC
FINISH



STRONG 14 POLE
MOTOR



Topaz



White

HARRIER

Sweep: 1200mm
Power: 66W
RPM: 380
Air Delivery: 230CMM



AERODYNAMICALLY
BALANCED BLADE



HIGH SPEED



UNIQUE DECOR
ORNAMENT



FULL ALUMINIUM
BODY




HIGH AIR
DELIVERY



EXCELLENT
PERFORMANCE
AT LOW VOLTAGE



METALLIC
FINISH



Honey Brown



Pearl Grey



Silky White



Electric Blue

REGAL GOLD 4 BLADE

Sweep: 1200mm
Power: 65W
RPM: 330
Air Delivery: 225CMM



**METALLIZED
ORNAMENT
& BODY RING**



**FULL
ALUMINIUM
BODY**



**STRONG 14 POLE
MOTOR**



**HIGH AIR
DELIVERY**



Ivory

REGAL GOLD

Sweep: 1200mm
Power: 65W
RPM: 330
Air Delivery: 225CMM



**METALLIZED
ORNAMENT
& BODY RING**



**FULL
ALUMINIUM
BODY**



**STRONG 14 POLE
MOTOR**



**METALLIC
FINISH**



**HIGH AIR
DELIVERY**



Topaz



Ivory

Also available in 600/900/1400mm Sweep.

GRACE GOLD DX

Sweep: 1200mm

Power: 73W

RPM: 380

Air Delivery: 225CMM



HIGH SPEED
DECORATIVE FAN



METALLIZED
ORNAMENT
& BODY RING



ANGULAR
DESIGN



FULL ALUMINIUM
BODY



HIGH AIR
DELIVERY



Bianco

ESTEEM

Sweep: 1200mm

Power: 73W

RPM: 380

Air Delivery: 225CMM



HIGH SPEED
DECORATIVE FAN



METALLIZED
ORNAMENT
& BODY RING



ANGULAR
DESIGN



FULL ALUMINIUM
BODY



HIGH AIR
DELIVERY



White



Bianco Rust



Bianco Shine

MICKEY MOUSE & FRIENDS

Sweep: 1200mm

Power: 65W

RPM: 340

Air Delivery: 230CMM



UNIQUE PICTURE
TRANSFER
TECHNOLOGY



STATIONARY
BOTTOM COVER



SILENT
OPERATION



WIDE
BLADES



HIGH AIR
DELIVERY



STRONG 14 POLE
MOTOR



MINNIE MOUSE

Sweep: 1200mm

Power: 65W

RPM: 340

Air Delivery: 230CMM



UNIQUE PICTURE
TRANSFER
TECHNOLOGY



STATIONARY
BOTTOM COVER



SILENT
OPERATION



WIDE
BLADES



HIGH AIR
DELIVERY



STRONG 14 POLE
MOTOR



CARS

Sweep: 1200mm

Power: 65W

RPM: 340

Air Delivery: 230CMM



UNIQUE PICTURE
TRANSFER
TECHNOLOGY



STATIONARY
BOTTOM COVER



SILENT
OPERATION



WIDE
BLADES



HIGH AIR
DELIVERY



STRONG 14 POLE
MOTOR



CINDERELLA

Sweep: 1200mm

Power: 65W

RPM: 330

Air Delivery: 230CMM



UNIQUE PICTURE
TRANSFER
TECHNOLOGY



STATIONARY
BOTTOM COVER



SILENT
OPERATION



WIDE
BLADES



HIGH AIR
DELIVERY



STRONG 14 POLE
MOTOR



SPIDERMAN

Sweep: 1200mm

Power: 65W

RPM: 330

Air Delivery: 230CMM



UNIQUE PICTURE
TRANSFER
TECHNOLOGY



STATIONARY
BOTTOM COVER



SILENT
OPERATION



WIDE
BLADES



HIGH AIR
DELIVERY



STRONG 14 POLE
MOTOR



MARVEL

SPEEDSTER X

Sweep: 1200mm
Power: 66W
RPM: 380
Air Delivery: 240CMM



HIGH SPEED



METALLIZED
ORNAMENT
& BODY RING



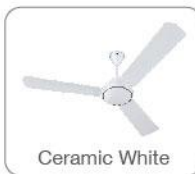
HIGH AIR
DELIVERY



EXCELLENT
PERFORMANCE
AT LOW VOLTAGE



Silky Caramel



Ceramic White



Sizzling Brown

PRIDE NEO

Sweep: 1200mm
Power: 73W
RPM: 380
Air Delivery: 220CMM



HIGH SPEED



HIGH AIR
DELIVERY



DOUBLE BALL
BEARING



Brown



White

Also available in 1400mm Sweep.

ULTIMA D'ZINER 2T

Sweep: 1200mm
Power: 73W
RPM: 380
Air Delivery: 225CMM



SLIM
DESIGN



2 TONE
METALLIC FINISH



UNIQUE DECOR
ORNAMENT



HIGH AIR
DELIVERY



HIGH SPEED



EXCELLENT
PERFORMANCE
AT LOW VOLTAGE



DOUBLE BALL
BEARING



QUICK-START
HIGH TORQUE
MOTOR



Topaz

ULTIMA

Sweep: 1200mm
Power: 73W
RPM: 380
Air Delivery: 225CMM



SLIM
DESIGN



HIGH AIR
DELIVERY



HIGH SPEED



EXCELLENT
PERFORMANCE
AT LOW VOLTAGE



DOUBLE BALL
BEARING



QUICK-START
HIGH TORQUE
MOTOR



METALLIC
FINISH



White



Brown

Also available in 900/1400mm Sweep.

GRACE LX

Sweep: 1200mm
Power: 73W
RPM: 380
Air Delivery: 210CMM



HIGH SPEED



FULL ALUMINIUM
BODY



DOUBLE BALL
BEARING




QUICK-START
HIGH TORQUE
MOTOR



RUST-FREE
POWDER COATED
FINISH



Bianco



White



Matte Brown

Also available in 1400mm Sweep.

GRACE DLX

Sweep: 1200mm
Power: 73W
RPM: 380
Air Delivery: 210CMM



HIGH SPEED



METALLIZED
ORNAMENT
& BODY RING



FULL ALUMINIUM
BODY



DOUBLE BALL
BEARING



QUICK-START
HIGH TORQUE
MOTOR



Bianco



White



Matte Brown

Also available in Emerald Green.

SPEEDSTER

Sweep: 1200mm

Power: 66W

RPM: 380

Air Delivery: 230CMM



HIGH SPEED



DOUBLE BALL BEARING



QUICK-START
HIGH TORQUE
MOTOR



EXCELLENT
PERFORMANCE
AT LOW VOLTAGE



FULL ALUMINIUM
BODY



HIGH AIR
DELIVERY



White



Brown



Bianco



Matte Brown

Also available in 600/900/1400mm Sweep.

EXCEL STAR

Sweep: 1200mm

Power: 50W

RPM: 340

Air Delivery: 210CMM



5 STAR
ENERGY SAVING



LOW POWER
CONSUMPTION



HIGH GRADE CRNO
STEEL STATOR



FULL
ALUMINIUM
BODY



DOUBLE BALL
BEARING



White



Matte Brown

KASSELS STAR

Sweep: 1200mm

Power: 53W

RPM: 380

Air Delivery: 220CMM



5 STAR
ENERGY SAVING



HIGH SPEED



LOW POWER
CONSUMPTION



HIGH GRADE
CRNO STEEL
STATOR



DOUBLE BALL
BEARING



SUPERIOR GRADE
ALUMINIUM BLADES



White

KASSELS 50 ISI

Sweep: 1200mm

Power: 50W

RPM: 340

Air Delivery: 200CMM



LOW POWER
CONSUMPTION



ISI
STANDARDS



SUPERIOR GRADE
ALUMINIUM BLADES



DOUBLE BALL
BEARING



White



Brown

Also available in 1400mm Sweep.

ELECTRA 50

Sweep: 1200mm

Power: 50W

RPM: 340

Air Delivery: 210CMM



**5 STAR
ENERGY SAVING**



**ISI
STANDARDS**



**LOW POWER
CONSUMPTION**



**RUST-FREE
POWDER COATED
FINISH**



**DOUBLE BALL
BEARING**



**SUPERIOR GRADE
ALUMINIUM BLADES**



White

EDGE

Sweep: 1200mm
Power: 56W
RPM: 340
Air Delivery: 205CMM



DOUBLE BALL
BEARING



QUICK-START
HIGH TORQUE
MOTOR



RIBBED
BLADES



White



Brown



Bianco

NEW BAHAR DECO

Sweep: 1200mm
Power: 73W
RPM: 380
Air Delivery: 210CMM



HIGH SPEED



DOUBLE BALL
BEARING



QUICK-START
HIGH TORQUE
MOTOR



RIBBED
BLADES



METALLIZED
ORNAMENT
& BODY RING



Brown



White



Bianco

TEZZ

Sweep: 1200mm
Power: 73W
RPM: 380
Air Delivery: 200CMM



HIGH SPEED



DOUBLE BALL
BEARING



HIGH GRADE
ALUMINIUM
BLADES



QUICK-START
HIGH TORQUE
MOTOR



RIBBED
BLADES



Bianco



White



Brown

NEW PANTHER

Sweep: 1200mm
Power: 73W
RPM: 380
Air Delivery: 210CMM



HIGH SPEED



DOUBLE BALL
BEARING



QUICK-START
HIGH TORQUE
MOTOR



RIBBED
BLADES



SIDE BEND
BLADES



RUST-FREE
POWDER COATED
FINISH



GREAT VALUE
FOR MONEY



Brown



White



Bianco

NEW BAHAR

Sweep: 1200mm

Power: 73W

RPM: 380

Air Delivery: 210CMM



HIGH SPEED



DOUBLE BALL
BEARING



QUICK-START
HIGH TORQUE
MOTOR



RIBBED
BLADES



SIDE BEND
BLADES



Bianco



White



Brown

Also available in 900/1400mm Sweep.

REGAL GOLD

Sweep: 600mm

Power: 66W

RPM: 870

Air Delivery: 120CMM



METALLIZED
ORNAMENT
& BODY RING



FULL ALUMINIUM
BODY



STRONG
14 POLE
MOTOR



Ivory

SPEEDSTER

Sweep: 600mm

Power: 66W

RPM: 870

Air Delivery: 120CMM



HIGH SPEED



DOUBLE BALL
BEARING



QUICK-START
HIGH TORQUE
MOTOR



EXCELLENT
PERFORMANCE
AT LOW VOLTAGE



FULL ALUMINIUM
BODY



HIGH AIR
DELIVERY



RUST-FREE
POWDER COATED
FINISH



White



Brown

MAXIMA

Sweep: 600mm

Power: 66W

RPM: 870

Air Delivery: 110CMM



HIGH SPEED




DOUBLE BALL
BEARING



QUICK-START
HIGH TORQUE
MOTOR



Brown



White



Bianco

TEZ FARRATA PEDESTAL FAN

Sweep: 500mm
Power: 160W
RPM: 1400
Air Delivery: 90CMM



HIGH
AIR FEEL



VICTOR VP 01-18 PEDESTAL FAN

Sweep: 450mm
Power: 65W
RPM: 1380
Air Delivery: 85CMM



SILENT
OPERATION



2 YEAR
WARRANTY



VICTOR VP R-01 PEDESTAL FAN

Sweep: 400mm
Power: 55W
RPM: 1380
Air Delivery: 75CMM



SILENT
OPERATION



TIMER



ACRYLIC BLADE
HIGH PERFORMANCE



REMOTE
CONTROL



2 YEAR
WARRANTY



Blue

Grey

MIDEA BP 2200 PEDESTAL FAN

Sweep: 400mm
Power: 100W
RPM: 2200
Air Delivery: 100CMM



HIGH SPEED



FULL COPPER
MOTOR



HIGH AIR
THRUST



OVERLOAD THERMAL
PROTECTOR



2 YEAR
WARRANTY



TEZ MK II FARRATA PEDESTAL FAN

Sweep: 450mm
Power: 140W
RPM: 2500
Air Delivery: 80CMM



HIGH SPEED



HIGH AIR
THRUST



NEO SPECTRUM PEDESTAL FAN

Sweep: 400mm
Power: 100W
RPM: 2100
Air Delivery: 100CMM



HIGH SPEED



LOW POWER
CONSUMPTION



FULL COPPER
MOTOR



Blue



Grey

MIDEA BP 07 PEDESTAL FAN

Sweep: 400mm

Power: 55W

RPM: 1300

Air Delivery: 75CMM



ACRYLIC BLADE
(HIGH PERFORMANCE)



25 MM STACK
MOTOR



SILENT
OPERATION



FULL COPPER
MOTOR



OVERLOAD
THERMAL
PROTECTOR



Grey

ELITE NEO PEDESTAL FAN

Sweep: 400mm

Power: 55W

RPM: 1300

Air Delivery: 75CMM



HIGH AIR
THRUST



SILENT
OPERATION



FULL COPPER
MOTOR



FULL
400 MM



AERODYNAMICALLY
BALANCED BLADE



2 YEAR
WARRANTY



ESTEEM PEDESTAL FAN

Sweep: 400mm
Power: 50W
RPM: 1320
Air Delivery: 70CMM



SILENT
OPERATION



FULL COPPER
MOTOR



FULL
400 MM



NEO SPECTRUM TABLE FAN

Sweep: 400mm
Power: 100W
RPM: 2100
Air Delivery: 100CMM



HIGH SPEED



LOW POWER
CONSUMPTION



FULL COPPER
MOTOR



Blue



Grey

MIDEA BT 07 TABLE FAN

Sweep: 400mm
Power: 55W
RPM: 1300
Air Delivery: 75CMM



ACRYLIC BLADE
(HIGH PERFORMANCE)



25 MM STACK
MOTOR



SILENT
OPERATION



FULL COPPER
MOTOR



OVERLOAD
THERMAL
PROTECTOR



ELITE NEO TABLE FAN

Sweep: 400mm
Power: 55W
RPM: 1300
Air Delivery: 75CMM



HIGH AIR
THRUST



SILENT
OPERATION



FULL COPPER
MOTOR



FULL
400 MM



AERODYNAMICALLY
BALANCED BLADE



ESTEEM TABLE FAN

Sweep: 400mm
Power: 50W
RPM: 1320
Air Delivery: 70CMM



SILENT
OPERATION



FULL COPPER
MOTOR



FULL
400 MM



VICTOR VWR-01 WALL FAN

Sweep: 400mm
Power: 55W
RPM: 1380
Air Delivery: 75CMM



SILENT
OPERATION



TIMER



ACRYLIC BLADE
HIGH PERFORMANCE




REMOTE
CONTROL



2 YEAR
WARRANTY



Blue



Grey

MIDEA BW 2200 WALL FAN

Sweep: 400mm

Power: 100W

RPM: 2200

Air Delivery: 100CMM



HIGH SPEED



FULL COPPER
MOTOR




HIGH AIR
THRUST



OVERLOAD
THERMAL
PROTECTOR



2 YEAR
WARRANTY



NEO SPECTRUM WALL FAN

Sweep: 400mm

Power: 100W

RPM: 2100

Air Delivery: 100CMM



HIGH SPEED



LOW POWER
CONSUMPTION



FULL COPPER
MOTOR



Blue



Grey

Also available in 300mm Sweep.

MIDEA BW 07 WALL FAN

Sweep: 400mm

Power: 55W

RPM: 1300

Air Delivery: 75CMM



ACRYLIC BLADE
HIGH PERFORMANCE



25 MM STACK
MOTOR



SILENT
OPERATION



FULL COPPER
MOTOR



OVERLOAD
THERMAL
PROTECTOR



2 YEAR
WARRANTY



ELITE NEO WALL FAN

Sweep: 400mm

Power: 55W

RPM: 1300

Air Delivery: 75CMM



HIGH AIR
THRUST



SILENT
OPERATION



FULL COPPER
MOTOR



FULL
400 MM



AERODYNAMICALLY
BALANCED BLADE



2 YEAR
WARRANTY



ESTEEM WALL FAN

Sweep: 400mm

Power: 50W

RPM: 1320

Air Delivery: 70CMM



SILENT
OPERATION



FULL COPPER
MOTOR



FULL
400 MM



ULTIMA CABIN

Sweep: 300mm

Power: 70W

RPM: 2200

Air Delivery: 60CMM



HIGH SPEED



ROTATING
GRILLE



ULTIMA PW 01

Sweep: 200mm

Power: 36W

RPM: 2300

Air Delivery: 50CMM



HIGH SPEED



ULTIMA PT 01

Sweep: 200mm
Power: 36W
RPM: 2300
Air Delivery: 50CMM



HIGH SPEED



FRESHEE MK II

Sweep: 225mm
Power: 46W
RPM: 1400
Air Delivery: 750CMH



DOUBLE BALL
BEARING



2 YEAR
WARRANTY



Also available in 300mm Sweep.

MAXIO

Sweep: 150mm
Power: 23W
RPM: 2000
Air Delivery: 325CMH



HIGH SPEED



2 YEAR
WARRANTY



Steel



Bianco

Also available in 100mm Sweep.

MAXIMA DX

Sweep: 200mm
Power: 28W
RPM: 1350
Air Delivery: 500CMH



HIGH AIR
DELIVERY



2 YEAR
WARRANTY



White



Black

Also available in 150/250/300mm Sweep.

BAHAR

Sweep: 225mm
Power: 42W
RPM: 1400
Air Delivery: 600CMH



2 YEAR
WARRANTY



Also available in 300mm Sweep.

BAHAR

Sweep: 150mm
Power: 50W
RPM: 2200
Air Delivery: 600CMH



HIGH SPEED



2 YEAR
WARRANTY



MAXIMA DX-G 02

Sweep: 150mm
Power: 24W
RPM: 1400
Air Delivery: 210CMH



HIGH SPEED



2 YEAR
WARRANTY



White



Black

Also available in 100mm Sweep.

MAXX AIR

Sweep: 300mm
Power: 70W
RPM: 1400
Air Delivery: 1300CMH



DOUBLE BALL
BEARING



1 YEAR
WARRANTY



Also available in 225mm Sweep.
225mm available in High Speed only.

SUPREME DLX

Sweep: 450mm
Power: 410W
RPM: 1400
Air Delivery: 6800CMH



DOUBLE BALL
BEARING



1 YEAR
WARRANTY



Also available in 300/380/600mm Sweep.

SUPREME PLUS

Sweep: 450mm
Power: 410W
RPM: 1400
Air Delivery: 6800CMH



DOUBLE BALL
BEARING



1 YEAR
WARRANTY



Also available in 300/380mm Sweep.

SUPREME MK II

Sweep: 450mm
Power: 100W
RPM: 1400
Air Delivery: 115CMM



DOUBLE BALL
BEARING



1 YEAR
WARRANTY



SUPREME PLUS

Sweep: 450mm
Power: 100W
RPM: 1440
Air Delivery: 125CMM



DOUBLE BALL
BEARING



2 YEAR
WARRANTY



Also available in 600/750mm Sweep.

AUTHORISED INSTITUTIONAL SALES PARTNER



Gifts-On-Click

*A Venture of
A Square Technologies*

M: 81948 24242, 70878 24242

Landline: 0172-2970242

Email: info@giftsonclick.in | Website: www.giftsonclick.in